










## EMPLACAMENTO DAS ASSOCIADAS ABEIFA - 2020

### VEÍCULOS IMPORTADOS

MARCA/MODELO		jan	fev	mar	abr	mai	jun	jul	ago	set	out	nov	dez	Total
 <b>BMW</b>	<b>Total</b>	290	268	0	0	0	0	0	0	0	0	0	0	558
	<b>Share</b>	12,05%	10,04%											
SÉRIE 1		13	30											43
SÉRIE 2			1											1
SÉRIE 3		80	54											134
SÉRIE 4			7											7
SÉRIE 5		13	15											28
SÉRIE 7		5	8											13
I3		6	6											12
I8		1												1
X2		69	63											132
X3		51	40											91
X4		2	3											5
X5		7	6											13
X6			2											2
X7		3	8											11
M140I		1												1
M2		2	7											9
M4			1											1
M5		2	2											4
Z4		32	15											47
M850I		3												3
 <b>BYD</b>	<b>Total</b>	0	0	0	0	0	0	0	0	0	0	0	0	0
	<b>Share</b>	0,00%	0,00%											
E5														0
T3														0
 <b>CAOA CHERY</b>	<b>Total</b>	1	1	0	0	0	0	0	0	0	0	0	0	2
	<b>Share</b>	0,04%	0,04%											
QQ		1												1
S-18			1											1
 <b>FERRARI</b>	<b>Total</b>	3	1	0	0	0	0	0	0	0	0	0	0	4
	<b>Share</b>	0,12%	0,04%											
488 GTB														0
488 SPIDER														0
488 PISTA SPIDER		2												2
488 PISTA COUPÉ														0
812		1												1
CALIFORNIA														0
GTC4 LUSSO														0
F12 TDF			1											1
PORTOFINO														0






## EMPLACAMENTO DAS ASSOCIADAS ABEIFA - 2020

### VEÍCULOS IMPORTADOS

MARCA/MODELO		jan	fev	mar	abr	mai	jun	jul	ago	set	out	nov	dez	Total
 JAC MOTORS	<b>Total</b>	124	149	0	0	0	0	0	0	0	0	0	0	273
	<b>Share</b>	5,15%	5,58%											5,38%
	T40	63	68											131
	T50	34	22											56
	T60	4	29											33
	T80	4	4											8
	V260	10	14											24
	IEV20		1											1
	IEV40	9	11											20
 JAGUAR	<b>Total</b>	108	134	0	0	0	0	0	0	0	0	0	0	242
	<b>Share</b>	4,49%	5,02%											4,77%
	F-TYPE	6	7											13
	E-PACE	65	79											144
	F-PACE	26	20											46
	IPACE	8	22											30
	XE	1	4											5
	XE S	2												2
	XF		2											2
 KIA MOTORS	<b>Total</b>	593	599	0	0	0	0	0	0	0	0	0	0	1.192
	<b>Share</b>	24,64%	22,45%											23,49%
	BONGO	221	229											450
	CARNIVAL	4	25											29
	CERATO	78	87											165
	SORENTO	9	16											25
	SOUL	8	2											10
	SPORTAGE	229	208											437
	STINGER	2												2
RIO	42	32											74	
 LAMBORGHINI	<b>Total</b>	0	0	0	0	0	0	0	0	0	0	0	0	0
	<b>Share</b>	0,00%	0,00%											0,00%
	HURACAN COUPÉ													0
	HURACAN SPYDER													0
	AVENTADOR													0
URUS													0	
 LAND ROVER	<b>Total</b>	263	323	0	0	0	0	0	0	0	0	0	0	586
	<b>Share</b>	10,93%	12,11%											11,55%
	DISCOVERY 4	63	63											126
	DISCOVERY SPORT	1												1
	EVOQUE	86	107											193
	RANGE ROVER	6	8											14
	RANGE ROVER SPORT	50	93											143
VELAR	57	52											109	


## EMPLACAMENTO DAS ASSOCIADAS ABEIFA - 2020

### VEÍCULOS IMPORTADOS

MARCA/MODELO		jan	fev	mar	abr	mai	jun	jul	ago	set	out	nov	dez	Total	
 MASERATI	<b>Total</b>	1	3	0	0	0	0	0	0	0	0	0	0	4	
	<b>Share</b>	0,04%	0,11%											0,08%	
	LEVANTE	1	3												4
	QUATTROPORTE														0
GRANCABRIO														0	
 MINI	<b>Total</b>	107	107	0	0	0	0	0	0	0	0	0	0	214	
	<b>Share</b>	4,45%	4,01%											4,22%	
	COOPER	5	13												18
	COOPER CABRIO														0
	COOPER 5P	9	8												17
	COOPER S	18	15												33
	COOPER S 5P	12	15												27
	COOPER CLUBMAN	5	4												9
	COOPER S CLUBMAN	1													1
	COOPER S CABRIO	9	8												17
	COOPER COUNTRYMAN	5	4												9
	COOPER S COUNTRYMAN	12	15												27
	COOPER JCW CABRIO	5	7												12
	COOPER JCW COUNTRYMAN	12	7												19
COOPER SE COUNTRYMAN	7	2												9	
COOPER HATCH JCW 3P	7	9												16	
 PORSCHE	<b>Total</b>	224	279	0	0	0	0	0	0	0	0	0	0	503	
	<b>Share</b>	9,31%	10,46%											9,91%	
	911	73	98												171
	911 TURBO														0
	918	1													1
	BOXSTER	33	45												78
	CAYENNE	60	81												141
	CAYMAN	8	18												26
	MACAN	41	33												74
	PANAMERA	8	4												12
 ROLLS ROYCE	<b>Total</b>	0	0	0	0	0	0	0	0	0	0	0	0	0	
	<b>Share</b>	0,00%	0,00%											0,00%	
	WRAITH														0
	PHANTOM														0
	DAWN														0
CULLINAN														0	
 SUZUKI	<b>Total</b>	147	153	0	0	0	0	0	0	0	0	0	0	300	
	<b>Share</b>	6,11%	5,73%											5,91%	
	SCROSS	14	14												28
	VITARA	61	55												116
JIMNY SIERRA	72	84												156	

## EMPLACAMENTO DAS ASSOCIADAS ABEIFA - 2020

### VEÍCULOS IMPORTADOS

MARCA/MODELO		jan	fev	mar	abr	mai	jun	jul	ago	set	out	nov	dez	Total
 VOLVO	Total	546	651	0	0	0	0	0	0	0	0	0	0	1.197
	Share	22,68%	24,40%											23,59%
240														0
S60		29	76											105
S80														0
S90		3	13											16
V40		3	2											5
V60		6	8											14
XC40		234	233											467
XC60		227	237											464
XC90		44	82											126
<b>TOTAL IMPORTADOS ...</b>		<b>2.407</b>	<b>2.668</b>	<b>0</b>	<b>0</b>	<b>0</b>	<b>0</b>	<b>0</b>	<b>0</b>	<b>0</b>	<b>0</b>	<b>0</b>	<b>0</b>	<b>5.075</b>