

### Provisional

### Result List

#### Stewards / Race Management

STEWARD	Achim Loth
STEWARD	Manfred Schulte
STEWARD	Dennis Jühe
RACE DIRECTOR	Niels Wittich
CLERK OF THE COURSE	Michael Bork
TECHNICAL DELEGATE	Erik Wilhelmi
CHIEF TIMEKEEPER	Steffen Ruhl

#### Weather Start/Finish

AIR	21.3°C
TRACK	21.1°C
CONDITIONS	Dry
PRESSURE	945 hPa
AIR	21.5°C
TRACK	22.8°C
CONDITIONS	Dry
PRESSURE	945 hPa

#### Track Information

GREEN FLAG	11:04:13
CHEQUERED FLAG	11:34:32
SAFETY CAR PHASE	1
FULL COURSE YELLOW PHASE	0
TRACK NAME	Nürburgring
TRACK LENGTH	3629m
TURN COUNT	11
TOTAL DISTANCE	68.95km
FASTEST LAP:	#17. EDG - 1:28.063

STARTED: 15 CLASSIFIED: 13 NOT CLASSIFIED: 2 DISQUALIFIED: 0

Nr.	Drivers	Team	Laps	Total Time	Gap	Kph	Lap	Time	Kph
Cl.	Car	Competitor							
1	46 G.Mini(ITA) R ADAC Formel 4	(T) Prema Powerteam SRL(ITA) Prema Powerteam SRL	19	30:19.820		136.0	16	1:28.076	148.3
2	17 J.Edgar(GBR) ADAC Formel 4	(T) Van Amersfoort Racing(NLD) Van Amersfoort Racing	19	30:20.389	0.569	136.2	17	1:28.063	148.3
3	58 E.Seppänen(FIN) ADAC Formel 4	(T) US Racing(DEU) US Racing	19	30:26.627	6.807	135.6	12	1:28.383	147.8
4	4 V.Bernier(FRA) ADAC Formel 4	(T) R-ace GP(FRA) R-ACE GP	19	30:28.808	8.988	135.6	11	1:28.534	147.5
5	51 F.Pizzi(ITA) R ADAC Formel 4	Van Amersfoort Racing(NLD) Van Amersfoort Racing	19	30:29.248	9.428	135.7	12	1:28.183	148.1
6	95 V.Lomko(RUS) R ADAC Formel 4	(T) US Racing(DEU) US Racing	19	30:30.950	11.130	135.4	12	1:28.584	147.4
7	77 T.Tramnitz(DEU) R ADAC Formel 4	US Racing(DEU) US Racing	19	30:31.341	11.521	135.5	14	1:28.570	147.5
8	15 S.Montoya(COL) R ADAC Formel 4	Prema Powerteam SRL(ITA) Prema Powerteam SRL	19	30:31.791	11.971	135.5	14	1:28.469	147.6
9	29 J.Dürksen(DEU) ADAC Formel 4	(T) ADAC Berlin-Brandenburg e.V.(DEU) ADAC Berlin-Brandenburg e.V.	19	30:34.915	15.095	135.0	15	1:28.680	147.3
10	52 J.Crawford(USA) ADAC Formel 4	(T) Van Amersfoort Racing(NLD) Van Amersfoort Racing	19	30:35.261	15.441	136.6	15	1:28.547	147.5
11	7 J.Knopp(CZE) R ADAC Formel 4	(T) ADAC Berlin-Brandenburg e.V.(DEU) ADAC Berlin-Brandenburg e.V.	19	30:38.292	18.472	135.1	17	1:28.850	147.0
12	6 K.Smal(RUS) R ADAC Formel 4	(T) R-ace GP(FRA) R-ACE GP	19	30:47.114	27.294	134.4	15	1:29.665	145.7
13	87 O.Bearman(GBR) R ADAC Formel 4	US Racing(DEU) US Racing	18	28:57.087	1 LAP	135.2	13	1:28.518	147.5


#### Not classified

16 D.Beganovic(SWE) R ADAC Formel 4	(T) Prema Powerteam SRL(ITA) Prema Powerteam SRL	7	12:47.515	12LAPS	116.1	2	1:32.559	141.1
5 A.Lobanenko(RUS) R ADAC Formel 4	R-ace GP(FRA) R-ACE GP	4	7:05.790	15LAPS	119.5	2	1:47.851	121.1

Fastest lap of the race. Car 17 driver Jonny Edgar on lap 17. Time 1:28.063, average speed 148.3 km/h.

T = nominated for Team Classification

<b>Subject to final scrutineering!</b>		
Publication time:	Clerk of the Course: Michael Bork	Timekeeper: Steffen Ruhl



# ADAC Formel 4

## Lap Chart Race 1

Provisional




Nürburgring, Length: 3629 m

Saturday, August 15, 2020 11:00:00

LapCha	1	2	3	4	5	6	7	8	9	10	11	12	13	14	15	16	17	18	19	20	21	22	23	24	25	26	27	28	29	30	31	32	33	34	35	36	37	38	39	40	41	42	43	44	45					
LAP 1	46	16	58	29	17	95	87	4	77	15	51	5	6	7	.52																																			
LAP 2	46	17	16	29	58	87	95	4	77	51	7	6	15	5	52																																			
LAP 3	46	17	16	58	87	.29	4	95	77	51	7	6	15	5	52	SC																																		
LAP 4	46	17	16	58	87	4	95	77	51	7	6	15	29	.5	52	SC																																		
LAP 5	46	17	16	58	87	4	95	77	51	7	6	15	29	52	SC																																			
LAP 6	46	17	16	58	87	4	95	77	51	7	6	15	29	52																																				
LAP 7	46	17	87	58	4	95	77	51	7	6	15	29	.16	52																																				
LAP 8	46	17	87	58	4	95	77	51	7	15	6	29	52																																					
LAP 9	46	17	87	58	4	95	51	77	7	15	29	52	6																																					
LAP 10	46	17	87	58	4	95	51	77	15	7	29	52	6																																					
LAP 11	46	17	87	58	4	51	95	77	15	7	29	52	6																																					
LAP 12	46	17	87	58	4	51	95	77	15	7	29	52	6																																					
LAP 13	46	17	87	58	4	51	95	77	15	29	52	7	6																																					
LAP 14	46	17	87	58	4	51	95	77	15	29	52	7	6																																					
LAP 15	46	17	87	58	4	51	95	77	15	29	52	7	6																																					
LAP 16	46	17	87	58	4	51	95	77	15	29	52	7	6																																					
LAP 17	46	17	87	58	4	51	95	77	15	29	52	7	6																																					
LAP 18	46	17	87	58	4	51	95	77	15	29	52	7	6																																					
LAP 19	46	17	58	4	51	95	77	15	29	52	7	6																																						

.- PITSTOP ' - LAPBEHIND



# ADAC Formel 4

## Sector List Race 1

Provisional



Nürburgring, Length: 3629m

Air temperature: 21.52°C

Track temperature: 22.8°C

Weather condition: Dry

**DMSB** Reg. Nr.: R-11746/20

Saturday, August 15, 2020 11:00:00

Lap Id	Time	SE1	SP1	SE2	SP2	SE3	SP3	TSP	Lap Id	Time	SE1	SP1	SE2	SP2	SE3	SP3	TSP
<b>4 Bernier, FRA(#1)</b>									<b>theoretical besttime: 1:28.440</b>								
1	0	1:35.788	50.066	128	23.356	216	22.366	167	11	0	<b>1:28.534</b>	44.725	129	22.622	215	<b>21.187</b>	<b>176</b>
2	0	1:30.887	45.620	128	23.010	<b>218</b>	22.257	175	12	0	1:28.708	44.842	128	22.617	214	21.249	177
3	0	1:39.800	46.112	129	26.916	148	26.772	116	13	0	1:28.582	44.719	129	22.590	215	21.273	177
4	0	2:11.590	1:07.632	77	33.835	138	30.123	120	14	0	1:28.639	44.740	129	22.682	215	21.217	177
5	0	2:09.599	1:04.597	77	34.430	135	30.572	131	15	0	1:28.559	<b>44.689</b>	<b>129</b>	22.633	214	21.237	177
6	0	2:05.715	58.216	84	41.407	69	26.092	175	16	0	1:28.663	44.770	129	<b>22.564</b>	<b>215</b>	21.329	176
7	0	1:29.876	45.476	<b>130</b>	22.838	216	21.562	<b>178</b>	17	0	1:28.670	44.750	129	22.639	214	21.281	177
8	0	1:29.210	45.114	129	22.656	216	21.440	177	18	0	1:28.975	44.944	129	22.718	213	21.313	176
9	0	1:28.740	44.776	129	22.642	216	21.322	177	19	0	1:29.358	45.238	129	22.700	213	21.420	176
10	0	1:28.915	44.944	129	22.655	215	21.316	176									


<b>5 Lobanenko, RUS(#1)</b>									<b>theoretical besttime: 1:47.313</b>								
1	0	1:38.061	51.247	<b>130</b>	<b>23.784</b>	<b>213</b>	23.030	172	3	0	1:34.818	46.643	121	24.281	194	23.894	164
2	0	<b>1:47.851</b>	<b>1:01.182</b>	122	24.322	213	<b>22.347</b>	<b>175</b>	4	0	2:05.060	59.641	61	34.893	130	30.526	53

<b>6 Smal, RUS(#1)</b>									<b>theoretical besttime: 1:29.489</b>								
1	0	1:38.150	50.864	<b>131</b>	23.787	<b>217</b>	23.499	174	11	0	1:29.916	45.679	128	22.827	213	21.410	175
2	0	1:34.706	48.664	127	23.925	209	22.117	173	12	0	1:29.885	45.543	129	22.821	213	21.521	175
3	0	1:37.617	45.865	129	26.411	157	25.341	115	13	0	1:29.769	45.535	128	22.824	212	21.410	175
4	0	2:12.916	1:07.406	71	34.613	129	30.897	105	14	0	1:29.833	<b>45.328</b>	<b>127</b>	22.846	212	21.659	174
5	0	2:08.075	1:03.136	60	35.551	121	29.388	128	15	0	<b>1:29.665</b>	45.462	129	<b>22.783</b>	<b>213</b>	21.420	175
6	0	2:04.705	58.388	79	40.191	68	26.126	175	16	0	1:29.881	45.598	129	22.848	211	21.435	175
7	0	1:30.554	46.033	129	22.871	214	21.650	174	17	0	1:29.785	45.440	130	22.967	211	<b>21.378</b>	<b>175</b>
8	0	1:30.449	46.040	127	22.861	214	21.548	<b>176</b>	18	0	1:29.804	45.498	129	22.849	211	21.457	174
9	0	1:31.178	46.302	126	23.228	214	21.648	176	19	0	1:30.019	45.563	128	22.866	211	21.590	174
10	0	1:30.207	45.786	128	22.816	213	21.605	175									

<b>7 Knopp, CZE(#1)</b>									<b>theoretical besttime: 1:28.734</b>								
1	0	1:38.374	50.925	126	24.383	213	23.066	176	11	0	1:29.025	44.921	130	22.712	215	21.392	176
2	0	1:32.874	47.728	129	23.089	210	22.057	174	12	0	1:28.928	44.944	130	22.684	213	<b>21.300</b>	<b>177</b>
3	0	1:38.141	45.912	131	26.063	165	26.166	97	13	0	1:31.057	45.960	131	23.051	215	22.046	177
4	0	2:11.682	1:07.896	59	34.224	130	29.562	116	14	0	1:29.180	45.055	130	<b>22.598</b>	<b>216</b>	21.527	173
5	0	2:09.721	1:04.471	58	34.880	132	30.370	128	15	0	1:29.100	45.021	130	22.648	215	21.431	177
6	0	2:04.832	57.846	75	40.998	64	25.988	177	16	0	1:29.032	45.004	131	22.661	216	21.367	177
7	0	1:30.458	45.714	127	22.905	214	21.839	176	17	0	<b>1:28.850</b>	<b>44.836</b>	<b>130</b>	22.645	215	21.369	176
8	0	1:29.316	45.008	130	22.739	213	21.569	176	18	0	1:29.189	44.996	130	22.712	214	21.481	176
9	0	1:29.384	45.200	130	22.734	215	21.450	177	19	0	1:29.265	44.927	128	22.728	214	21.610	177
10	0	1:29.884	45.633	128	22.657	216	21.594	176									

<b>15 Montoya, COL(#1)</b>									<b>theoretical besttime: 1:28.344</b>								
1	0	1:36.948	50.581	126	23.750	216	22.617	177	11	0	1:28.607	44.829	130	22.398	216	21.380	176
2	0	1:39.229	52.735	130	24.490	211	22.004	176	12	0	1:28.766	44.760	130	22.723	216	21.283	177
3	0	1:36.999	45.956	129	27.327	149	23.716	134	13	0	1:28.475	44.720	130	22.488	216	<b>21.267</b>	<b>175</b>
4	0	2:10.922	1:05.688	77	34.271	130	30.963	98	14	0	<b>1:28.469</b>	44.751	130	<b>22.396</b>	<b>217</b>	21.322	177
5	0	2:08.330	1:03.587	51	34.941	129	29.802	143	15	0	1:28.838	44.904	130	22.463	216	21.471	177
6	0	2:03.967	57.972	80	40.077	69	25.918	177	16	0	1:28.554	44.750	129	22.472	218	21.332	177
7	0	1:30.490	46.001	130	22.854	218	21.635	<b>179</b>	17	0	1:28.785	<b>44.681</b>	<b>129</b>	22.495	219	21.609	178
8	0	1:29.148	45.096	129	22.537	216	21.515	178	18	0	1:28.688	44.751	129	22.583	216	21.354	177
9	0	1:29.040	45.040	129	22.530	218	21.470	178	19	0	1:28.943	44.929	128	22.486	216	21.528	175
10	0	1:28.593	44.790	<b>130</b>	22.523	215	21.280	176									

<b>16 Beganovic, SWE(#1)</b>									<b>theoretical besttime: 1:29.936</b>								
1	0	1:32.669	47.620	128	23.252	210	<b>21.797</b>	175	5	0	2:09.812	1:05.058	81	34.093	140	30.661	142
2	0	<b>1:32.559</b>	46.818	127	23.139	210	22.602	175	6	0	2:06.520	58.741	97	41.867	70	25.912	177
3	0	1:39.183	45.429	<b>130</b>	25.614	143	28.140	145	7	0	1:35.674	<b>45.295</b>	<b>129</b>	<b>22.844</b>	<b>214</b>	27.535	55
4	0	2:11.098	1:07.430	86	33.410	134	30.258	130									



# ADAC Formel 4

## Sector List Race 1

Provisional



Nürburgring, Length: 3629m

Air temperature: 21.52°C

Track temperature: 22.8°C

Weather condition: Dry

**DMSB** Reg. Nr.: R-11746/20

Saturday, August 15, 2020 11:00:00

Lap	Id	Time	SE1	SP1	SE2	SP2	SE3	SP3	TSP	Lap	Id	Time	SE1	SP1	SE2	SP2	SE3	SP3	TSP
<b>17</b>	Edgar, GBR(#1)									<b>theoretical besttime: 1:27.973</b>									
1	0	1:34.165	49.240	129	23.299	216	21.626	178		11	0	1:28.294	44.560	131	22.464	218	21.270	178	
2	0	1:30.237	45.530	129	23.035	218	21.672	177		12	0	1:28.292	44.551	131	<b>22.408</b>	<b>218</b>	21.333	177	
3	0	1:38.434	44.909	131	25.388	152	28.137	123		13	0	1:28.249	44.645	131	22.451	218	21.153	179	
4	0	2:12.171	1:08.302	78	33.537	131	30.332	138		14	0	1:28.267	44.583	131	22.452	218	21.232	178	
5	0	2:09.934	1:05.093	81	33.967	139	30.874	143		15	0	1:28.255	44.558	132	22.505	218	21.192	178	
6	0	2:06.425	58.512	100	42.092	69	25.821	178		16	0	1:28.156	44.613	131	22.459	218	<b>21.084</b>	<b>179</b>	
7	0	1:29.280	45.154	130	22.664	217	21.462	178		17	0	<b>1:28.063</b>	<b>44.481</b>	<b>131</b>	22.466	218	21.116	178	
8	0	1:28.467	44.701	131	22.421	218	21.345	178		18	0	1:28.413	44.626	131	22.506	217	21.281	174	
9	0	1:28.423	44.695	130	22.484	218	21.244	178		19	0	1:28.546	44.621	131	22.522	217	21.403	176	
10	0	1:28.318	44.561	131	22.428	<b>219</b>	21.329	178											

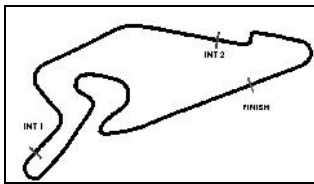
<b>29</b>	Dürksen, DEU(#1)									<b>theoretical besttime: 1:28.463</b>									
1	0	1:33.770	48.609	128	23.651	213	21.510	177		11	0	1:28.712	45.006	130	<b>22.523</b>	<b>216</b>	21.183	177	
2	0	1:31.733	46.221	<b>130</b>	23.362	<b>217</b>	22.150	163		12	0	1:28.749	<b>44.826</b>	<b>129</b>	22.625	216	21.298	177	
3	0	1:40.902	46.426	126	25.383	143	29.093	56		13	0	1:28.959	45.068	130	22.607	213	21.284	176	
4	0	2:18.643	1:28.307	128	22.952	213	27.384	90		14	0	1:28.721	44.996	129	22.611	214	<b>21.114</b>	<b>176</b>	
5	0	2:09.226	1:03.921	48	35.097	139	30.208	128		15	0	<b>1:28.680</b>	44.870	129	22.609	215	21.201	177	
6	0	2:02.457	57.329	69	39.433	70	25.695	177		16	0	1:28.765	44.995	129	22.615	215	21.155	177	
7	0	1:30.727	46.340	129	22.877	215	21.510	<b>179</b>		17	0	1:28.787	44.893	128	22.689	214	21.205	177	
8	0	1:30.019	45.694	130	22.840	216	21.485	179		18	0	1:28.770	44.859	129	22.694	213	21.217	177	
9	0	1:29.433	45.409	129	22.610	215	21.414	177		19	0	1:29.002	45.077	129	22.657	213	21.268	177	
10	0	1:28.860	45.073	127	22.607	216	21.180	177											

<b>46</b>	Mini, ITA(#1)									<b>theoretical besttime: 1:27.962</b>									
1	0	1:31.271	46.733	129	22.986	210	21.552	176		11	0	1:28.189	<b>44.504</b>	<b>130</b>	22.501	213	21.184	177	
2	0	1:30.253	45.756	130	22.909	210	21.588	176		12	0	1:28.319	44.602	131	22.538	213	21.179	177	
3	0	1:40.332	45.170	129	25.524	132	29.638	135		13	0	1:28.269	44.589	130	22.541	213	21.139	177	
4	0	2:12.067	1:08.623	84	33.470	137	29.974	154		14	0	1:28.286	44.628	129	22.480	213	21.178	177	
5	0	2:10.255	1:05.672	84	33.945	137	30.638	147		15	0	1:28.258	44.596	131	22.573	213	21.089	176	
6	0	2:06.704	58.719	109	42.339	70	25.646	177		16	0	<b>1:28.076</b>	44.543	131	22.508	213	<b>21.025</b>	<b>177</b>	
7	0	1:29.226	45.157	132	22.693	212	21.376	177		17	0	1:28.125	44.560	129	<b>22.433</b>	<b>213</b>	21.132	177	
8	0	1:28.429	44.651	131	22.517	213	21.261	177		18	0	1:28.293	44.617	131	22.506	213	21.170	177	
9	0	1:28.403	44.690	130	22.507	213	21.206	<b>178</b>		19	0	1:28.651	44.667	130	22.635	213	21.349	177	
10	0	1:28.414	44.668	<b>132</b>	22.571	<b>213</b>	21.175	177											

<b>51</b>	Pizzi, ITA(#1)									<b>theoretical besttime: 1:28.128</b>									
1	0	1:37.240	50.632	127	23.929	216	22.679	177		11	0	1:28.698	45.118	131	22.501	216	21.079	178	
2	0	1:29.933	45.386	129	22.831	216	21.716	176		12	0	<b>1:28.183</b>	<b>44.683</b>	<b>130</b>	22.427	218	<b>21.073</b>	<b>177</b>	
3	0	1:41.289	46.521	126	27.643	134	27.125	106		13	0	1:28.537	44.834	130	22.513	218	21.190	177	
4	0	2:11.969	1:07.821	65	34.181	126	29.967	120		14	0	1:28.565	44.800	130	22.528	218	21.237	177	
5	0	2:09.725	1:04.232	63	34.697	134	30.796	128		15	0	1:28.445	44.823	129	<b>22.372</b>	<b>219</b>	21.250	178	
6	0	2:04.888	57.711	76	41.265	65	25.912	178		16	0	1:28.554	44.836	131	22.488	219	21.230	178	
7	0	1:29.609	45.345	128	22.708	219	21.556	178		17	0	1:28.750	44.831	130	22.514	218	21.405	177	
8	0	1:29.158	45.100	128	22.540	<b>221</b>	21.518	<b>179</b>		18	0	1:28.834	44.852	130	22.578	219	21.404	178	
9	0	1:28.722	44.993	130	22.493	219	21.236	178		19	0	1:29.468	45.266	129	22.627	219	21.575	176	
10	0	1:28.681	44.885	130	22.505	219	21.291	178											

<b>52</b>	Crawford, USA(#1)									<b>theoretical besttime: 1:28.489</b>									
1	0	1:53.890	48.258	121	27.419	192	38.213	53		11	0	1:28.773	44.906	130	22.527	218	21.340	176	
2	0	2:16.062	1:29.354	129	23.190	212	23.518	138		12	0	1:28.612	44.824	130	<b>22.453</b>	<b>217</b>	21.335	177	
3	0	1:39.845	53.934	126	23.441	205	22.470	170		13	0	1:29.585	45.047	128	23.012	219	21.526	177	
4	0	1:33.211	48.068	130	22.991	208	22.152	166		14	0	1:28.644	44.762	129	22.476	216	21.406	176	
5	0	1:53.009	48.555	93	33.832	128	30.622	109		15	0	<b>1:28.547</b>	44.736	130	22.501	216	<b>21.310</b>	<b>177</b>	
6	0	2:01.116	55.978	79	39.753	72	25.385	177		16	0	1:28.670	44.810	128	22.542	217	21.318	177	
7	0	1:30.639	45.951	127	22.944	218	21.744	<b>178</b>		17	0	1:28.670	44.776	130	22.520	217	21.374	177	
8	0	1:30.135	45.533	129	22.879	218	21.723	177		18	0	1:28.575	<b>44.726</b>	<b>130</b>	22.509	217	21.340	177	
9	0	1:29.455	45.411	129	22.610	218	21.434	178		19	0	1:28.900	44.935	130	22.635	217	21.330	177	
10	0	1:28.923	44.969	128	22.615	217	21.339	177											





# ADAC Formel 4

## Sector List Race 1

Provisional



Nürburgring, Length: 3629m

Air temperature: 21.52°C

Track temperature: 22.8°C

Weather condition: Dry

**DMSB** Reg. Nr.: R-11746/20

Saturday, August 15, 2020 11:00:00

Lap	Id	Time	SE1	SP1	SE2	SP2	SE3	SP3	TSP	Lap	Id	Time	SE1	SP1	SE2	SP2	SE3	SP3	TSP
<b>58</b>	Seppänen, FIN(#1)									<b>theoretical besttime: 1:28.243</b>									
1	0	1:33.048	48.030	128	23.087	214	21.931	177		11	0	1:28.490	44.805	130	22.567	215	21.118	178	
2	0	1:32.502	46.633	125	23.613	212	22.256	176		12	0	<b>1:28.383</b>	44.708	131	22.482	216	21.193	177	
3	0	1:39.540	45.680	130	25.668	142	28.192	127		13	0	1:28.589	44.875	129	22.610	214	<b>21.104</b>	<b>177</b>	
4	0	2:11.002	1:07.397	86	33.330	131	30.275	127		14	0	1:28.600	44.788	130	22.485	216	21.327	176	
5	0	2:09.902	1:05.136	80	34.443	138	30.323	141		15	0	1:28.447	44.664	130	22.529	216	21.254	177	
6	0	2:06.478	58.626	93	41.810	70	26.042	177		16	0	1:28.647	44.761	128	22.580	216	21.306	176	
7	0	1:30.262	45.970	128	22.773	215	21.519	177		17	0	1:28.483	44.718	130	<b>22.476</b>	<b>216</b>	21.289	177	
8	0	1:29.137	45.084	130	22.633	214	21.420	177		18	0	1:28.663	44.734	130	22.485	216	21.444	177	
9	0	1:28.754	44.938	131	22.552	215	21.264	177		19	0	1:29.199	45.151	130	22.493	215	21.555	176	
10	0	1:28.501	<b>44.663</b>	<b>131</b>	22.583	215	21.255	177											

<b>77</b>	Tramnitz, DEU(#1)									<b>theoretical besttime: 1:28.356</b>									
1	0	1:36.327	50.368	129	23.752	213	22.207	177		11	0	1:28.956	45.105	130	22.563	217	21.288	178	
2	0	1:30.587	45.589	129	23.008	214	21.990	177		12	0	1:29.003	44.991	130	22.709	214	21.303	177	
3	0	1:41.177	46.373	129	27.623	138	27.181	108		13	0	1:28.619	44.855	131	22.532	216	21.232	178	
4	0	2:11.724	1:07.462	71	34.242	129	30.020	114		14	0	<b>1:28.570</b>	44.801	130	22.486	216	21.283	178	
5	0	2:09.746	1:04.299	61	34.664	142	30.783	129		15	0	1:28.799	45.006	130	<b>22.445</b>	<b>217</b>	21.348	178	
6	0	2:05.054	57.748	78	41.365	63	25.941	176		16	0	1:28.764	44.936	131	22.631	216	<b>21.197</b>	<b>178</b>	
7	0	1:29.478	45.317	130	22.735	216	21.426	<b>178</b>		17	0	1:28.803	44.802	129	22.606	216	21.395	176	
8	0	1:29.450	45.270	129	22.683	215	21.497	177		18	0	1:28.581	<b>44.714</b>	<b>130</b>	22.541	216	21.326	177	
9	0	1:29.874	45.890	130	22.629	216	21.355	177		19	0	1:29.055	44.855	130	22.576	216	21.624	175	
10	0	1:28.774	44.927	130	22.479	216	21.368	177											

<b>87</b>	Bearman, GBR(#1)									<b>theoretical besttime: 1:28.308</b>									
1	0	1:35.528	49.985	<b>132</b>	23.137	<b>215</b>	22.406	174		11	0	1:28.596	44.756	130	22.645	213	21.195	177	
2	0	1:30.700	45.475	121	23.290	213	21.935	176		12	0	1:28.553	44.714	131	22.659	212	21.180	176	
3	0	1:39.483	45.900	126	25.871	150	27.712	118		13	0	<b>1:28.518</b>	44.810	131	<b>22.510</b>	<b>213</b>	21.198	175	
4	0	2:11.509	1:07.562	77	33.429	152	30.518	130		14	0	1:28.644	44.854	129	22.644	212	21.146	176	
5	0	2:09.596	1:04.718	78	34.340	133	30.538	133		15	0	1:28.530	44.741	129	22.599	213	21.190	176	
6	0	2:05.964	58.368	86	41.653	69	25.943	<b>177</b>		16	0	1:28.521	44.768	129	22.587	212	21.166	176	
7	0	1:29.276	45.102	131	22.724	215	21.450	176		17	0	1:28.558	44.874	130	22.596	212	<b>21.088</b>	<b>176</b>	
8	0	1:28.875	44.896	131	22.681	213	21.298	177		18	0	1:28.824	<b>44.710</b>	<b>130</b>	22.753	211	21.361	175	
9	0	1:28.847	44.944	131	22.569	214	21.334	176		19	0		44.990	130	22.586	211			
10	0	1:28.565	44.737	132	22.588	213	21.240	177											

<b>95</b>	Lomko, RUS(#1)									<b>theoretical besttime: 1:28.431</b>									
1	0	1:35.215	49.814	130	23.246	213	22.155	175		11	0	1:29.648	45.770	130	22.551	217	21.327	177	
2	0	1:31.130	45.543	130	22.923	216	22.664	177		12	0	<b>1:28.584</b>	44.801	130	22.500	215	21.283	177	
3	0	1:41.273	46.668	131	27.216	138	27.389	111		13	0	1:28.825	44.936	131	22.561	213	21.328	177	
4	0	2:11.615	1:07.244	74	34.167	133	30.204	117		14	0	1:28.773	44.785	130	22.608	214	21.380	177	
5	0	2:09.395	1:04.284	68	34.685	133	30.426	134		15	0	1:28.877	44.937	130	22.620	213	21.320	177	
6	0	2:05.449	57.914	83	41.382	67	26.153	176		16	0	1:28.604	44.835	132	22.566	214	<b>21.203</b>	<b>177</b>	
7	0	1:29.726	45.495	130	22.699	215	21.532	177		17	0	1:28.670	<b>44.761</b>	<b>131</b>	22.554	213	21.355	177	
8	0	1:29.236	45.157	129	22.643	215	21.436	<b>178</b>		18	0	1:28.811	44.920	131	22.596	213	21.295	176	
9	0	1:28.949	45.007	129	22.593	216	21.349	177		19	0	1:29.112	44.804	130	22.581	214	21.727	174	
10	0	1:29.058	45.028	130	<b>22.467</b>	215	21.563	170											

