

Red Bull Ring
F4 Italian Championship
Race - 1
Final Results



Cls	N°	Driver	Nat	Competitor	Nat	Rookie	Cls	Laps	Total Time	Gap	Interval	Km/h	Best	Time	Km/h
1	29	Joshua Durksen	DEU	BWT Muecke Motorsport	DEU			18	32:31.445			143.3	14	1:30.953	170.9
2	46	Gabriele Mini	ITA	Prema Powerteam	ITA	R	1	18	32:33.669	2.224	2.224	143.2	16	1:31.093	170.6
3	17	Jonny Edgar	GBR	Van Amersfoort Racing	NLD			18	32:34.176	2.731	0.507	143.1	15	1:31.073	170.6
4	52	Jak Crawford	USA	Van Amersfoort Racing	NLD			18	32:34.733	3.288	0.557	143.1	14	1:31.077	170.6
5	87	Oliver Bearman	GBR	US Racing	DEU	R	2	18	32:37.216	5.771	2.483	142.9	12	1:31.160	170.5
6	51	Francesco Pizzi	ITA	Van Amersfoort Racing	NLD	R	3	18	32:44.154	12.709	6.938	142.4	13	1:31.372	170.1
7	85	Gabriel Bortoletto	BRA	Prema Powerteam	ITA	R	4	18	32:45.079	13.634	0.925	142.3	11	1:31.571	169.7
8	48	Jesse Salmenautio	FIN	Bhaitech Srl	ITA			18	32:46.023	14.578	0.944	142.3	12	1:31.500	169.8
9	6	Sebastian Montoya	COL	Prema Powerteam	ITA	R	5	18	32:46.607	15.162	0.584	142.2	16	1:31.561	169.7
10	88	Hamda Al Qubaisi	UAE	Abu Dhabi Racing	UAE	R	6	18	32:50.200	18.755	3.593	142.0	17	1:32.176	168.6
11	7	Dino Beganovic	SW	Prema Powerteam	ITA	R	7	18	32:50.592	19.147	0.392	141.9	17	1:31.841	169.2
12	35	Delli Guanti Pietro	ITA	BVM Racing	ITA	R	8	18	32:51.480	20.035	0.888	141.9	16	1:31.733	169.4
13	72	Leonardo Fornaroli	ITA	Iron Lynx Srl	ITA	R	9	18	32:51.659	20.214	0.179	141.9	17	1:32.110	168.7
14	19	Sebastian Ogaard	DNK	Bhaitech Srl	ITA	R	10	18	32:55.691	24.246	4.032	141.6	13	1:32.420	168.1
15	71	Josef Knopp	CZE	BWT Muecke Motorsport	DEU	R	11	18	32:56.077	24.632	0.386	141.5	17	1:32.076	168.8
16	13	Jasin Ferati	CHE	Jenzer Motorsport	CHE	R	12	18	32:56.935	25.490	0.858	141.5	17	1:32.191	168.6
17	84	Francesco Simonazzi	ITA	Jenzer Motorsport	CHE	R	13	18	32:57.355	25.910	0.420	141.5	10	1:32.202	168.5
18	3	Smal Kyrill	RUS	R-Ace GP	ITA			18	32:58.613	27.168	1.258	141.4	14	1:32.465	168.1
19	79	Markogiannis Georgios	GRE	Cram Motorsport Srl	ITA	R	14	18	33:00.778	29.333	2.165	141.2	18	1:32.559	167.9
20	86	Bence Valint	HUN	Van Amersfoort Racing	NLD	R	15	18	33:01.727	30.282	0.949	141.1	17	1:32.409	168.2
21	8	Cenyu Han	CHN	Van Amersfoort Racing	NLD	R	16	18	33:07.058	35.613	5.331	140.8	11	1:33.071	167.0
Not classified: (Requirements: 70% of number laps of leader = 13 Laps)															
21	Axel Gnos	CHE	G4 Racing	CHE				9	20:04.769	9 Laps	9 Laps	116.1	5	1:33.800	165.7
4	Victor Bernier	FRA	R-Ace GP	ITA				4	9:39.270	14 Laps	5 Laps	107.3	1	1:55.712	134.3
77	Andrea Rosso	ITA	Cram Motorsport Srl	ITA	R		17	2	4:44.402	16 Laps	2 Laps	109.3	1	1:59.278	130.3
15	Piotr Wisnicki	POL	Jenzer Motorsport	CHE	R		18	2	4:46.478	16 Laps	2.076	108.5	1	2:01.540	127.8
95	Vlad Lomko	RUS	US Racing	DEU	R		19	1	2:27.821	17 Laps	1 Lap	105.1	1	2:27.821	105.1
78	Mateusz Kaprzyk	POL	Cram Motorsport Srl	ITA	R			20							
11	Dexter Patterson	GBR	Bhaitech Srl	ITA	R			21							
66	Zdenek Chovanek	CZE	Bhaitech Srl	ITA	R			22							
27	Sebastian Freymuth	DEU	AS Motorsport	SVN											

Fastest lap Joshua Durksen in 1:30.953 at 170.9 Km/h in lap 14

CAR #35 FIVE (5) SECONDS TIME PENALTY CAUSING A COLLISION STEWARDS DECISION NUMBER 3

Published at:.....

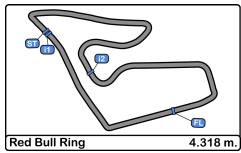
Track Temp: **19.5 °C** Air Temp: **22.3 °C** Humidity: **59 %** Track Status: **DRY**

Stewards:

Race Director:

Timekeeper:





Red Bull Ring
F4 Italian Championship
Race - 1
Provisional Results



Cls	N°	Driver	Nat	Competitor	Nat	Rookie	Cls	Laps	Total Time	Gap	Interval	Km/h	Best	Time	Km/h
1	29	Joshua Durksen	DEU	BWT Muecke Motorsport	DEU			18	32:31.445			143.3	14	1:30.953	170.9
2	46	Gabriele Mini	ITA	Prema Powerteam	ITA	R	1	18	32:33.669	2.224	2.224	143.2	16	1:31.093	170.6
3	17	Jonny Edgar	GBR	Van Amersfoort Racing	NLD			18	32:34.176	2.731	0.507	143.1	15	1:31.073	170.6
4	52	Jak Crawford	USA	Van Amersfoort Racing	NLD			18	32:34.733	3.288	0.557	143.1	14	1:31.077	170.6
5	87	Oliver Bearman	GBR	US Racing	DEU	R	2	18	32:37.216	5.771	2.483	142.9	12	1:31.160	170.5
6	51	Francesco Pizzi	ITA	Van Amersfoort Racing	NLD	R	3	18	32:44.154	12.709	6.938	142.4	13	1:31.372	170.1
7	85	Gabriel Bortoletto	BRA	Prema Powerteam	ITA	R	4	18	32:45.079	13.634	0.925	142.3	11	1:31.571	169.7
8	48	Jesse Salmenautio	FIN	Bhaitech Srl	ITA			18	32:46.023	14.578	0.944	142.3	12	1:31.500	169.8
9	35	Delli Guanti Pietro	ITA	BVM Racing	ITA	R	5	18	32:46.480	15.035	0.457	142.2	16	1:31.733	169.4
10	6	Sebastian Montoya	COL	Prema Powerteam	ITA	R	6	18	32:46.607	15.162	0.127	142.2	16	1:31.561	169.7
11	88	Hamda Al Qubaisi	UAE	Abu Dhabi Racing	UAE	R	7	18	32:50.200	18.755	3.593	142.0	17	1:32.176	168.6
12	7	Dino Beganovic	SW	Prema Powerteam	ITA	R	8	18	32:50.592	19.147	0.392	141.9	17	1:31.841	169.2
13	72	Leonardo Fornaroli	ITA	Iron Lynx Srl	ITA	R	9	18	32:51.659	20.214	1.067	141.9	17	1:32.110	168.7
14	19	Sebastian Ogaard	DNK	Bhaitech Srl	ITA	R	10	18	32:55.691	24.246	4.032	141.6	13	1:32.420	168.1
15	71	Josef Knopp	CZE	BWT Muecke Motorsport	DEU	R	11	18	32:56.077	24.632	0.386	141.5	17	1:32.076	168.8
16	13	Jasin Ferati	CHE	Jenzer Motorsport	CHE	R	12	18	32:56.935	25.490	0.858	141.5	17	1:32.191	168.6
17	84	Francesco Simonazzi	ITA	Jenzer Motorsport	CHE	R	13	18	32:57.355	25.910	0.420	141.5	10	1:32.202	168.5
18	3	Smal Kyrill	RUS	R-Ace GP	ITA			18	32:58.613	27.168	1.258	141.4	14	1:32.465	168.1
19	79	Markogiannis Georgios	GRE	Cram Motorsport Srl	ITA	R	14	18	33:00.778	29.333	2.165	141.2	18	1:32.559	167.9
20	86	Bence Valint	HUN	Van Amersfoort Racing	NLD	R	15	18	33:01.727	30.282	0.949	141.1	17	1:32.409	168.2
21	8	Cenyu Han	CHN	Van Amersfoort Racing	NLD	R	16	18	33:07.058	35.613	5.331	140.8	11	1:33.071	167.0
Not classified: (Requirements: 70% of number laps of leader = 13 Laps)															
21	Axel Gnos	CHE	G4 Racing	CHE				9	20:04.769	9 Laps	9 Laps	116.1	5	1:33.800	165.7
4	Victor Bernier	FRA	R-Ace GP	ITA				4	9:39.270	14 Laps	5 Laps	107.3	1	1:55.712	134.3
77	Andrea Rosso	ITA	Cram Motorsport Srl	ITA	R		17	2	4:44.402	16 Laps	2 Laps	109.3	1	1:59.278	130.3
15	Piotr Wisnicki	POL	Jenzer Motorsport	CHE	R		18	2	4:46.478	16 Laps	2.076	108.5	1	2:01.540	127.8
95	Vlad Lomko	RUS	US Racing	DEU	R		19	1	2:27.821	17 Laps	1 Lap	105.1	1	2:27.821	105.1
78	Mateusz Kaprzyk	POL	Cram Motorsport Srl	ITA	R			20							
11	Dexter Patterson	GBR	Bhaitech Srl	ITA	R			21							
66	Zdenek Chovanek	CZE	Bhaitech Srl	ITA	R			22							
27	Sebastian Freymuth	DEU	AS Motorsport	SVN											

Fastest lap Joshua Durksen in 1:30.953 at 170.9 Km/h in lap 14

Published at:.....

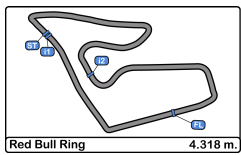
Track Temp: **19.5 °C** Air Temp: **22.3 °C** Humidity: **59 %** Track Status: **DRY**

Stewards:

Race Director:

Timekeeper:





Red Bull Ring
F4 Italian Championship
Race - 1
Provisional Results by Class




Cla	N°	Driver	Nat	Competitor	Nat	Rookie	Cls	Laps	Total Time	Gap	Interval	Km/h	Best	Time	Km/h
1	29	Joshua Durksen	DEU	BWT Muecke Motorsport				18	32:31.445			143.3	14	1:30.953	170.9
2	17	Jonny Edgar	GBR	Van Amersfoort Racing				18	32:34.176	2.731	2.731	143.1	15	1:31.073	170.6
3	52	Jak Crawford	USA	Van Amersfoort Racing				18	32:34.733	3.288	0.557	143.1	14	1:31.077	170.6
4	48	Jesse Salmenautio	FIN	Bhaitech Srl				18	32:46.023	14.578	11.290	142.3	12	1:31.500	169.8
5	3	Smal Kyrill	RUS	R-Ace GP				18	32:58.613	27.168	12.590	141.4	14	1:32.465	168.1
Not classified: (Requirements: 70% of number laps of leader = 13 Laps)															
	21	Axel Gnos	CHE	G4 Racing				9	20:04.769	9 Laps	9 Laps	116.1	5	1:33.800	165.7
	4	Victor Bernier	FRA	R-Ace GP				4	9:39.270	14 Laps	5 Laps	107.3	1	1:55.712	134.3
	27	Sebastian Freymuth	DEU	AS Motorsport											
Rookie															
1	46	Gabriele Mini	ITA	Prema Powerteam		R	1	18	32:33.669			143.2	16	1:31.093	170.6
2	87	Oliver Bearman	GBR	US Racing		R	2	18	32:37.216	5.771	3.547	142.9	12	1:31.160	170.5
3	51	Francesco Pizzi	ITA	Van Amersfoort Racing		R	3	18	32:44.154	12.709	6.938	142.4	13	1:31.372	170.1
4	85	Gabriel Bortoletto	BRA	Prema Powerteam		R	4	18	32:45.079	13.634	0.925	142.3	11	1:31.571	169.7
5	35	Delli Guanti Pietro	ITA	BVM Racing		R	5	18	32:46.480	15.035	1.401	142.2	16	1:31.733	169.4
6	6	Sebastian Montoya	COL	Prema Powerteam		R	6	18	32:46.607	15.162	0.127	142.2	16	1:31.561	169.7
7	88	Hamda Al Qubaisi	UAE	Abu Dhabi Racing		R	7	18	32:50.200	18.755	3.593	142.0	17	1:32.176	168.6
8	7	Dino Beganovic	SW	Prema Powerteam		R	8	18	32:50.592	19.147	0.392	141.9	17	1:31.841	169.2
9	72	Leonardo Fornaroli	ITA	Iron Lynx Srl		R	9	18	32:51.659	20.214	1.067	141.9	17	1:32.110	168.7
10	19	Sebastian Ogaard	DNK	Bhaitech Srl		R	10	18	32:55.691	24.246	4.032	141.6	13	1:32.420	168.1
11	71	Josef Knopp	CZE	BWT Muecke Motorsport		R	11	18	32:56.077	24.632	0.386	141.5	17	1:32.076	168.8
12	13	Jasin Ferati	CHE	Jenzer Motorsport		R	12	18	32:56.935	25.490	0.858	141.5	17	1:32.191	168.6
13	84	Francesco Simonazzi	ITA	Jenzer Motorsport		R	13	18	32:57.355	25.910	0.420	141.5	10	1:32.202	168.5
14	79	Markogiannis	GRE	Cram Motorsport Srl		R	14	18	33:00.778	29.333	3.423	141.2	18	1:32.559	167.9
15	86	Bence Valint	HUN	Van Amersfoort Racing		R	15	18	33:01.727	30.282	0.949	141.1	17	1:32.409	168.2
16	8	Cenyu Han	CHN	Van Amersfoort Racing		R	16	18	33:07.058	35.613	5.331	140.8	11	1:33.071	167.0
Not classified: (Requirements: 70% of number laps of leader = 13 Laps)															
	77	Andrea Rosso	ITA	Cram Motorsport Srl		R	17	2	4:44.402	16 Laps	16 Laps	109.3	1	1:59.278	130.3
	15	Piotr Wisnicki	POL	Jenzer Motorsport		R	18	2	4:46.478	16 Laps	2.076	108.5	1	2:01.540	127.8
	95	Vlad Lomko	RUS	US Racing		R	19	1	2:27.821	17 Laps	1 Lap	105.1	1	2:27.821	105.1
	78	Mateusz Kaprzyk	POL	Cram Motorsport Srl		R	20								
	11	Dexter Patterson	GBR	Bhaitech Srl		R	21								
	66	Zdenek Chovanek	CZE	Bhaitech Srl		R	22								

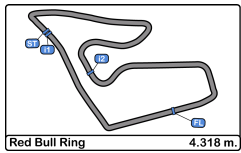
Fastest lap Joshua Durksen in 1:30.953 at 170.9 Km/h in lap 14

Published at:.....

Track Temp: **19.5 °C** Air Temp: **22.3 °C** Humidity: **59 %** Track Status: **DRY**

Stewards:	Race Director:	Timekeeper: 
------------------	-----------------------	---



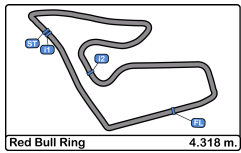


Red Bull Ring
F4 Italian Championship
Race - 1



Provisional Classification by Driver Fastest Lap

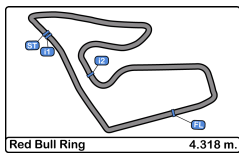
Cls	Nº	Driver	Nat	Competitor	Nat	Rookie	Cls	Laps	Best	Time	Gap	Interval	Km/h
1	29	Joshua Durksen	DEU	BWT Muecke Motorsport	DEU			18	14	1:30.953			170.9
2	17	Jonny Edgar	GBR	Van Amersfoort Racing	NLD			18	15	1:31.073	0.120	0.120	170.6
3	52	Jak Crawford	USA	Van Amersfoort Racing	NLD			18	14	1:31.077	0.124	0.004	170.6
4	46	Gabriele Mini	ITA	Prema Powerteam	ITA	R	1	18	16	1:31.093	0.140	0.016	170.6
5	87	Oliver Bearman	GBR	US Racing	DEU	R	2	18	12	1:31.160	0.207	0.067	170.5
6	51	Francesco Pizzi	ITA	Van Amersfoort Racing	NLD	R	3	18	13	1:31.372	0.419	0.212	170.1
7	48	Jesse Salmenautio	FIN	Bhaitech Srl	ITA			18	12	1:31.500	0.547	0.128	169.8
8	6	Sebastian Montoya	COL	Prema Powerteam	ITA	R	4	18	16	1:31.561	0.608	0.061	169.7
9	85	Gabriel Bortoleto Oliverir	BRA	Prema Powerteam	ITA	R	5	18	11	1:31.571	0.618	0.010	169.7
10	35	Delli Guanti Pietro	ITA	BVM Racing	ITA	R	6	18	16	1:31.733	0.780	0.162	169.4
11	7	Dino Beganovic	SWE	Prema Powerteam	ITA	R	7	18	17	1:31.841	0.888	0.108	169.2
12	71	Josef Knopp	CZE	BWT Muecke Motorsport	DEU	R	8	18	17	1:32.076	1.123	0.235	168.8
13	72	Leonardo Fornaroli	ITA	Iron Lynx Srl	ITA	R	9	18	17	1:32.110	1.157	0.034	168.7
14	88	Hamda Al Qubaisi	UAE	Abu Dhabi Racing	UAE	R	10	18	17	1:32.176	1.223	0.066	168.6
15	13	Jasin Ferati	CHE	Jenzer Motorsport	CHE	R	11	18	17	1:32.191	1.238	0.015	168.6
16	84	Francesco Simonazzi	ITA	Jenzer Motorsport	CHE	R	12	18	10	1:32.202	1.249	0.011	168.5
17	86	Bence Valint	HUN	Van Amersfoort Racing	NLD	R	13	18	17	1:32.409	1.456	0.207	168.2
18	19	Sebastian Ogaard	DNK	Bhaitech Srl	ITA	R	14	18	13	1:32.420	1.467	0.011	168.1
19	3	Smal Kyrill	RUS	R-Ace GP	ITA			18	14	1:32.465	1.512	0.045	168.1
20	79	Markogiannis Georgios	GRE	Cram Motorsport Srl	ITA	R	15	18	18	1:32.559	1.606	0.094	167.9
21	8	Cenyu Han	CHN	Van Amersfoort Racing	NLD	R	16	18	11	1:33.071	2.118	0.512	167.0
22	21	Axel Gnos	CHE	G4 Racing	CHE			9	5	1:33.800	2.847	0.729	165.7
23	4	Victor Bernier	FRA	R-Ace GP	ITA			4	1	1:55.712	24.759	21.912	134.3
24	77	Andrea Rosso	ITA	Cram Motorsport Srl	ITA	R	17	2	1	1:59.278	28.325	3.566	130.3
25	15	Piotr Wisnicki	POL	Jenzer Motorsport	CHE	R	18	2	1	2:01.540	30.587	2.262	127.8
26	95	Vlad Lomko	RUS	US Racing	DEU	R	19	1	1	2:27.821	56.868	26.281	105.1



Red Bull Ring
F4 Italian Championship
Race - 1
Distance and Speed Average



Cls	Nº	Driver	Nat	Competitor	Nat	Rookie	Cls	Laps	Distance	Total Time	Km/h
1	29	Joshua Durksen	DEU	BWT Muecke Motorsport	DEU			18	77.72	32:31.445	143.3
2	46	Gabriele Mini	ITA	Prema Powerteam	ITA	R	1	18	77.72	32:33.669	143.2
3	17	Jonny Edgar	GBR	Van Amersfoort Racing	NLD			18	77.72	32:34.176	143.1
4	52	Jak Crawford	USA	Van Amersfoort Racing	NLD			18	77.72	32:34.733	143.1
5	87	Oliver Bearman	GBR	US Racing	DEU	R	2	18	77.72	32:37.216	142.9
6	51	Francesco Pizzi	ITA	Van Amersfoort Racing	NLD	R	3	18	77.72	32:44.154	142.4
7	85	Gabriel Bortoleto Oliverira	BRA	Prema Powerteam	ITA	R	4	18	77.72	32:45.079	142.3
8	48	Jesse Salmenautio	FIN	Bhaitech Srl	ITA			18	77.72	32:46.023	142.3
9	35	Delli Guanti Pietro	ITA	BVM Racing	ITA	R	5	18	77.72	32:46.480	142.2
10	6	Sebastian Montoya	COL	Prema Powerteam	ITA	R	6	18	77.72	32:46.607	142.2
11	88	Hamda Al Qubaisi	UAE	Abu Dhabi Racing	UAE	R	7	18	77.72	32:50.200	142.0
12	7	Dino Beganovic	SWE	Prema Powerteam	ITA	R	8	18	77.72	32:50.592	141.9
13	72	Leonardo Fornaroli	ITA	Iron Lynx Srl	ITA	R	9	18	77.72	32:51.659	141.9
14	19	Sebastian Ogaard	DNK	Bhaitech Srl	ITA	R	10	18	77.72	32:55.691	141.6
15	71	Josef Knopp	CZE	BWT Muecke Motorsport	DEU	R	11	18	77.72	32:56.077	141.5
16	13	Jasin Ferati	CHE	Jenzer Motorsport	CHE	R	12	18	77.72	32:56.935	141.5
17	84	Francesco Simonazzi	ITA	Jenzer Motorsport	CHE	R	13	18	77.72	32:57.355	141.5
18	3	Smal Kyrill	RUS	R-Ace GP	ITA			18	77.72	32:58.613	141.4
19	79	Markogiannis Georgios	GRE	Cram Motorsport Srl	ITA	R	14	18	77.72	33:00.778	141.2
20	86	Bence Valint	HUN	Van Amersfoort Racing	NLD	R	15	18	77.72	33:01.727	141.1
21	8	Cenyu Han	CHN	Van Amersfoort Racing	NLD	R	16	18	77.72	33:07.058	140.8
Not classified: (Requirements: 70% of number laps of leader = 13 Laps)											
21		Axel Gnos	CHE	G4 Racing	CHE			9	38.86	20:04.769	116.1
4		Victor Bernier	FRA	R-Ace GP	ITA			4	17.27	9:39.270	107.3
77		Andrea Rosso	ITA	Cram Motorsport Srl	ITA	R	17	2	08.63	4:44.402	109.3
15		Piotr Wisnicki	POL	Jenzer Motorsport	CHE	R	18	2	08.63	4:46.478	108.5
95		Vlad Lomko	RUS	US Racing	DEU	R	19	1	04.31	2:27.821	105.1
78		Mateusz Kaprzyk	POL	Cram Motorsport Srl	ITA	R	20				
11		Dexter Patterson	GBR	Bhaitech Srl	ITA	R	21				
66		Zdenek Chovanek	CZE	Bhaitech Srl	ITA	R	22				
27		Sebastian Freymuth	DEU	AS Motorsport	SVN						



Red Bull Ring
F4 Italian Championship
Race - 1
Lap Analysis



3

Smal Kyrill

Tatuus F.4 T014 Abarth

7

Dino Beganovic

Tatuus F.4 T014 Abarth

R-Ace GP

R

Prema Powerteam

Lap	D	Time	Sector 1	Sector 2	Sector 3	T. Spd	Elapsed	Lap	D	Time	Sector 1	Sector 2	Sector 3	T. Spd	Elapsed
1		2:03.624	32.584	52.265	38.775	216.0	2:03.624	1		1:54.115	28.649	46.609	38.857	212.5	1:54.115
2		2:44.298	42.778	1:15.451	46.069	35.9	4:47.922	2		2:46.078	42.079	1:17.078	46.921	59.0	4:40.193
3		2:35.956	42.910	1:09.830	43.216	31.4	7:23.878	3		2:36.199	39.114	1:12.751	44.334	64.0	7:16.392
4		2:18.449	34.597	1:00.330	43.522	146.1	9:42.327	4		2:22.274	34.585	1:02.404	45.285	142.2	9:38.666
5		1:34.473	23.707	42.841	27.925	216.0	11:16.800	5		1:33.492	23.788	41.605	28.099	213.4	11:12.158
6		2:30.024	36.491	1:09.574	43.959	130.5	13:46.824	6		2:26.880	34.170	1:09.368	43.342	131.7	13:39.038
7		2:07.122	33.971	56.144	37.007	110.9	15:53.946	7		2:11.662	33.939	57.991	39.732	125.0	15:50.700
8		1:34.116	23.790	42.105	28.221	212.5	17:28.062	8		1:32.974	23.555	41.729	27.690	214.2	17:23.674
9		1:33.845	23.948	42.130	27.767	211.3	19:01.907	9		1:32.629	23.322	41.432	27.875	216.0	18:56.303
10		1:32.861	23.648	41.480	27.733	212.5	20:34.768	10		1:33.275	23.964	41.665	27.646	211.7	20:29.578
11		1:32.802	23.701	41.356	27.745	210.9	22:07.570	11		1:32.400	23.347	41.114	27.939	215.1	22:01.978
12		1:32.656	23.653	41.405	27.598	210.1	23:40.226	12		1:34.734	23.518	43.494	27.722	213.4	23:36.712
13		1:32.641	23.677	41.330	27.634	210.5	25:12.867	13		1:32.361	23.374	41.433	27.554	216.8	25:09.073
14		1:32.465	23.582	41.332	27.551	210.9	26:45.332	14		1:33.352	23.496	41.735	28.121	218.6	26:42.425
15		1:33.904	23.431	42.518	27.955	215.1	28:19.236	15		1:31.973	23.397	41.046	27.530	213.4	28:14.398
16		1:33.638	23.640	41.972	28.026	211.7	29:52.874	16		1:31.944	23.432	41.038	27.474	213.4	29:46.342
17		1:32.995	23.759	41.491	27.745	211.7	31:25.869	17		1:31.841	23.370	41.032	27.439	213.8	31:18.183
18		1:32.744	23.745	41.361	27.638	210.5	32:58.613	18		1:32.409	23.339	41.118	27.952	216.0	32:50.592

4

Victor Bernier

8

Cenyu Han

Tatuus F.4 T014 Abarth

R-Ace GP

R

Van Amersfoort Racing

Lap	D	Time	Sector 1	Sector 2	Sector 3	T. Spd	Elapsed	Lap	D	Time	Sector 1	Sector 2	Sector 3	T. Spd	Elapsed
1		1:55.712	29.353	47.035	39.324	216.0	1:55.712	1		2:04.825	32.600	52.801	39.424	215.1	2:04.825
2		2:45.953	42.044	1:16.730	47.179	54.9	4:41.665	2		2:44.726	43.374	1:15.395	45.957	30.4	4:49.551
3		2:36.233	39.413	1:12.349	44.471	61.2	7:17.898	3		2:36.053	43.337	1:09.814	42.902	31.2	7:25.604
4		2:21.372	34.707	1:01.785	44.880	141.7	9:39.270	4		2:17.821	34.698	59.874	43.249	167.7	9:43.425
5		2:37.38				213.8		5		1:33.928	23.922	42.023	27.983	210.5	11:17.353

6

Sebastian Montoya

Tatuus F.4 T014 Abarth

11

Dexter Patterson

Tatuus F.4 T014 Abarth

R

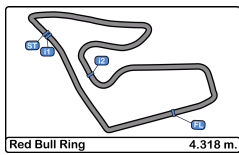
Prema Powerteam

R

Bhaitech Srl

Lap	D	Time	Sector 1	Sector 2	Sector 3	T. Spd	Elapsed	Lap	D	Time	Sector 1	Sector 2	Sector 3	T. Spd	Elapsed
1		1:57.242	29.648	48.660	38.934	215.5	1:57.242	6		2:30.000	36.826	1:09.403	43.771	119.6	13:47.353
2		2:45.094	41.448	1:16.841	46.805	49.9	4:42.336	7		2:06.943	33.958	56.020	36.965	110.8	15:54.296
3		2:36.750	40.969	1:11.802	43.979	43.3	7:19.086	8		1:34.101	23.848	41.986	28.267	214.2	17:28.397
4		2:20.750	34.712	1:01.466	44.572	145.7	9:39.836	9		1:34.035	23.681	42.476	27.878	210.9	19:02.432
5		1:33.652	23.654	42.185	27.813	217.3	11:13.488	10		1:33.190	23.670	41.492	28.028	213.8	20:35.622
6		2:27.545	34.490	1:09.193	43.862	119.3	13:41.033	11		1:33.071	23.694	41.400	27.977	211.7	22:08.693
7		2:10.583	34.011	57.123	39.449	131.5	15:51.616	12		1:33.484	23.793	41.927	27.764	209.7	23:42.177
8		1:32.875	23.714	41.603	27.558	215.5	17:24.491	13		1:33.376	23.683	41.687	28.006	211.3	25:15.553
9		1:32.694	23.642	41.222	27.830	215.1	18:57.185	14		1:34.169	24.317	41.667	28.185	213.8	26:49.722
10		1:32.966	23.253	41.920	27.793	217.7	20:30.151	15		1:35.071	24.115	42.524	28.432	210.1	28:24.793
11		1:32.448	23.278	41.365	27.805	218.6	22:02.599	16		1:34.101	23.965	41.887	28.249	210.5	29:58.894
12		1:32.617	23.391	41.543	27.683	217.7	23:35.216	17		1:34.083	23.851	41.640	28.592	209.7	31:32.977
13		1:31.804	23.309	41.084	27.411	216.4	25:07.020	18		1:34.081	23.928	41.813	28.340	210.1	33:07.058
14		1:32.209	23.274	41.362	27.573	217.3	26:39.229								
15		1:31.602	23.287	40.977	27.338	216.0	28:10.831	1			31.029			211.7	
16		1:31.561	23.275	40.892	27.394	215.5	29:42.392								
17		1:31.698	23.307	41.092	27.299	216.0	31:14.090								
18		1:32.517	23.388	41.214	27.915	216.8	32:46.607								





Red Bull Ring
F4 Italian Championship
Race - 1
Lap Analysis



13 Jasin Ferati Tatuus F.4 T014 Abarth **19** Sebastian Ogaard Tatuus F.4 T014 Abarth
 R Jenzer Motorsport R Bhaitech Srl

Lap D	Time	Sector 1	Sector 2	Sector 3	T. Spd	Elapsed	Lap D	Time	Sector 1	Sector 2	Sector 3	T. Spd	Elapsed
1	2:02.990	32.460	51.166	39.364	214.2	2:02.990	1	2:00.071	30.946	50.104	39.021	209.7	2:00.071
2	2:44.135	42.744	1:15.349	46.042	40.1	4:47.125	2	2:44.835	42.015	1:15.990	46.830	44.2	4:44.906
3	2:35.753	42.805	1:09.515	43.433	33.2	7:22.878	3	2:36.085	41.538	1:10.523	44.024	41.7	7:20.991
4	2:19.277	34.705	1:00.713	43.859	138.4	9:42.155	4	2:19.908	34.607	1:00.812	44.489	141.7	9:40.899
5	1:33.913	23.650	42.350	27.913	213.8	11:16.068	5	1:34.275	23.740	42.357	28.178	214.7	11:15.174
6	2:28.803	35.371	1:09.156	44.276	110.5	13:44.871	6	2:27.615	34.349	1:09.144	44.122	112.2	13:42.789
7	2:08.474	34.282	56.101	38.091	107.2	15:53.345	7	2:09.736	34.418	56.338	38.980	125.8	15:52.525
8	1:33.514	23.824	41.821	27.869	218.1	17:26.859	8	1:34.132	23.821	42.281	28.030	211.7	17:26.657
9	1:33.680	23.811	42.009	27.860	210.1	19:00.539	9	1:33.301	24.030	41.632	27.639	209.3	18:59.958
10	1:32.444	23.587	41.232	27.625	213.8	20:32.983	10	1:32.487	23.751	41.218	27.518	210.1	20:32.445
11	1:32.355	23.502	41.244	27.609	214.7	22:05.338	11	1:32.516	23.619	41.194	27.703	210.1	22:04.961
12	1:32.628	23.526	41.467	27.635	214.7	23:37.966	12	1:32.423	23.516	41.307	27.600	211.3	23:37.384
13	1:32.297	23.473	41.324	27.500	215.1	25:10.263	13	1:32.420	23.609	41.269	27.542	212.1	25:09.804
14	1:33.336	23.344	41.501	28.491	216.4	26:43.599	14	1:33.708	23.491	41.615	28.602	213.0	26:43.512
15	1:34.432	24.848	41.834	27.750	210.5	28:18.031	15	1:34.036	24.639	41.737	27.660	208.4	28:17.548
16	1:33.865	23.599	42.538	27.728	213.4	29:51.896	16	1:32.614	23.671	41.299	27.644	210.5	29:50.162
17	1:32.191	23.562	41.118	27.511	213.8	31:24.087	17	1:32.512	23.760	41.233	27.519	209.3	31:22.674
18	1:32.848	23.585	41.419	27.844	214.2	32:56.935	18	1:33.017	23.657	41.675	27.685	210.5	32:55.691

15 Piotr Wisnicki Tatuus F.4 T014 Abarth **21** Axel Gnos Tatuus F.4 T014 Abarth
 R Jenzer Motorsport G4 Racing

Lap D	Time	Sector 1	Sector 2	Sector 3	T. Spd	Elapsed	Lap D	Time	Sector 1	Sector 2	Sector 3	T. Spd	Elapsed
1	2:01.540	31.530	50.987	39.023	210.5	2:01.540	1	2:04.146	31.405	53.020	39.721	214.7	2:04.146
2	2:44.938 P	42.406	1:15.717	46.815	40.0	4:46.478	2	2:44.866	42.967	1:15.424	46.475	32.0	4:49.012
3							3	2:35.657	42.804	1:09.547	43.306	29.1	7:24.669
4							4	2:17.893	34.862	1:00.079	42.952	145.9	9:42.562
5							5	1:33.800	23.628	42.303	27.869	219.5	11:16.362
6							6	2:29.675	35.858	1:09.512	44.305	112.8	13:46.037
7							7	2:07.507	33.825	56.390	37.292	104.3	15:53.544
8							8	1:34.119	23.746	42.187	28.186	215.1	17:27.663
9							9	2:37.106 P	23.543	1:27.173	46.390	218.6	20:04.769

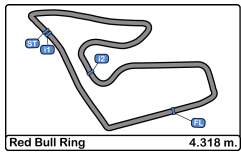
17 Jonny Edgar Tatuus F.4 T014 Abarth
 Van Amersfoort Racing

Lap D	Time	Sector 1	Sector 2	Sector 3	T. Spd	Elapsed	Lap D	Time	Sector 1	Sector 2	Sector 3	T. Spd	Elapsed
1	1:51.850	27.487	45.270	39.093	212.1	1:51.850	1						
2	2:45.521	41.510	1:18.003	46.008	66.6	4:37.371	2						
3	2:36.363	39.114	1:13.909	43.340	70.6	7:13.734	3						
4	2:23.546	34.800	1:02.911	45.835	128.5	9:37.280	4						
5	1:32.641	23.804	41.413	27.424	212.5	11:09.921	5						
6	2:25.986	33.125	1:10.105	42.756	142.2	13:35.907	6						
7	2:12.869	34.406	58.737	39.726	137.7	15:48.776	7						
8	1:32.090	23.334	41.308	27.448	217.3	17:20.866	8						
9	1:31.571	23.239	40.980	27.352	216.8	18:52.437	9						
10	1:31.437	23.280	40.861	27.296	216.4	20:23.874	10						
11	1:31.367	23.250	40.885	27.232	216.0	21:55.241	11						
12	1:31.246	23.184	40.829	27.233	216.8	23:26.487	12						
13	1:31.191	23.269	40.725	27.197	215.5	24:57.678	13						
14	1:31.336	23.260	40.797	27.279	216.0	26:29.014	14						
15	1:31.073	23.184	40.691	27.198	215.5	28:00.087	15						
16	1:31.524	23.262	40.981	27.281	215.5	29:31.611	16						
17	1:31.267	23.248	40.783	27.236	215.1	31:02.878	17						
18	1:31.298	23.238	40.746	27.314	216.0	32:34.176	18						

27 Sebastian Freymuth Tatuus F.4 T014 Abarth
 AS Motorsport

Lap D	Time	Sector 1	Sector 2	Sector 3	T. Spd	Elapsed
1		32.464			212.1	





Red Bull Ring
F4 Italian Championship
Race - 1
Lap Analysis



29

Joshua Durksen

Tatuus F.4 T014 Abarth **46**

Gabriele Mini

Tatuus F.4 T014 Abarth

BWT Muecke Motorsport

R

Prema Powerteam

Lap	D	Time	Sector 1	Sector 2	Sector 3	T. Spd	Elapsed	Lap	D	Time	Sector 1	Sector 2	Sector 3	T. Spd	Elapsed
1		1:50.085	26.323	45.030	38.732	210.1	1:50.085	1		1:50.548	26.777	45.163	38.608	213.0	1:50.548
2		2:45.585	41.500	1:18.314	45.771	82.7	4:35.670	2		2:45.642	41.899	1:17.982	45.761	74.7	4:36.190
3		2:36.229	39.161	1:14.329	42.739	72.5	7:11.899	3		2:36.229	39.195	1:14.140	42.894	70.1	7:12.419
4		2:24.123	35.291	1:03.160	45.672	135.0	9:36.022	4		2:24.325	35.276	1:03.128	45.921	126.6	9:36.744
5		1:32.156	23.683	41.232	27.241	212.1	11:08.178	5		1:32.139	23.522	41.294	27.323	213.4	11:08.883
6		2:26.658	32.968	1:10.932	42.758	126.9	13:34.836	6		2:26.520	33.504	1:10.221	42.795	143.8	13:35.403
7		2:12.890	34.467	58.957	39.466	143.2	15:47.726	7		2:13.041	34.554	58.796	39.691	146.1	15:48.444
8		1:31.747	23.482	41.045	27.220	211.7	17:19.473	8		1:31.914	23.436	41.244	27.234	214.2	17:20.358
9		1:31.378	23.444	40.807	27.127	213.0	18:50.851	9		1:31.485	23.348	40.948	27.189	214.2	18:51.843
10		1:31.362	23.454	40.823	27.085	213.8	20:22.213	10		1:31.435	23.295	40.917	27.223	215.1	20:23.278
11		1:31.230	23.343	40.772	27.115	213.8	21:53.443	11		1:31.240	23.261	40.827	27.152	215.5	21:54.518
12		1:31.133	23.422	40.754	26.957	212.5	23:24.576	12		1:31.332	23.371	40.764	27.197	214.2	23:25.850
13		1:31.029	23.331	40.676	27.022	213.4	24:55.605	13		1:31.149	23.258	40.702	27.189	215.1	24:56.999
14		1:30.953	23.231	40.701	27.021	213.8	26:26.558	14		1:31.243	23.278	40.770	27.195	214.2	26:28.242
15		1:31.225	23.342	40.716	27.167	213.8	27:57.783	15		1:31.128	23.277	40.695	27.156	214.2	27:59.370
16		1:31.244	23.277	40.925	27.042	213.0	29:29.027	16		1:31.093	23.225	40.715	27.153	214.7	29:30.463
17		1:31.146	23.244	40.737	27.165	214.2	31:00.173	17		1:31.567	23.234	40.961	27.372	214.7	31:02.030
18		1:31.272	23.306	40.861	27.105	216.0	32:31.445	18		1:31.639	23.329	40.877	27.433	214.7	32:33.669

35

Delli Guanti Pietro

Tatuus F.4 T014 Abarth **48**

Jesse Salmenautio

Tatuus F.4 T014 Abarth

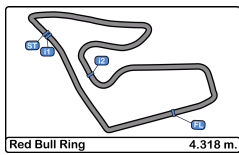
R

BVM Racing

Bhaitech Srl

Lap	D	Time	Sector 1	Sector 2	Sector 3	T. Spd	Elapsed	Lap	D	Time	Sector 1	Sector 2	Sector 3	T. Spd	Elapsed
1		1:56.027	29.128	47.815	39.084	210.5	1:56.027	1		1:54.464	29.104	46.659	38.701	211.7	1:54.464
2		2:45.847	41.988	1:16.750	47.109	51.3	4:41.874	2		2:46.657	42.488	1:16.722	47.447	58.5	4:41.121
3		2:36.621	39.885	1:12.614	44.122	51.8	7:18.495	3		2:35.676	38.913	1:12.531	44.232	64.0	7:16.797
4		2:21.065	34.444	1:01.898	44.723	130.7	9:39.560	4		2:22.019	34.750	1:02.181	45.088	153.1	9:38.816
5		1:33.503	23.679	42.178	27.646	214.7	11:13.063	5		1:33.811	23.698	42.077	28.036	210.1	11:12.627
6		2:27.405	34.176	1:09.432	43.797	125.4	13:40.468	6		2:27.312	34.219	1:09.369	43.724	122.5	13:39.939
7		2:10.762	33.931	57.373	39.458	110.4	15:51.230	7		2:10.984	33.693	57.727	39.564	145.5	15:50.923
8		1:33.063	23.718	41.528	27.817	214.2	17:24.293	8		1:33.059	23.545	41.689	27.825	216.4	17:23.982
9		1:32.503	23.424	41.294	27.785	215.5	18:56.796	9		1:32.421	23.360	41.453	27.608	216.8	18:56.403
10		1:33.092	23.524	41.715	27.853	210.9	20:29.888	10		1:32.664	23.832	41.434	27.398	211.7	20:29.067
11		1:32.483	23.278	41.128	28.077	217.3	22:02.371	11		1:31.762	23.471	40.898	27.393	212.5	22:00.829
12		1:32.288	23.323	41.499	27.466	216.4	23:34.659	12		1:31.500	23.333	40.909	27.258	213.8	23:32.329
13		1:31.764	23.426	41.000	27.338	213.0	25:06.423	13		1:31.800	23.228	41.136	27.436	215.1	25:04.129
14		1:31.796	23.496	40.935	27.365	212.5	26:38.219	14		1:32.198	23.577	41.106	27.515	213.0	26:36.327
15		1:31.786	23.368	41.027	27.391	212.1	28:10.005	15		1:32.025	23.380	41.112	27.533	214.2	28:08.352
16		1:31.733	23.423	40.992	27.318	213.4	29:41.738	16		1:32.141	23.398	41.190	27.553	214.7	29:40.493
17		1:31.889	23.448	41.000	27.441	212.5	31:13.627	17		1:32.349	23.246	41.301	27.802	215.5	31:12.842
18		1:32.853	23.476	41.182	28.195	213.4	32:46.480	18		1:33.181	23.235	41.943	28.003	216.8	32:46.023





Red Bull Ring
F4 Italian Championship
Race - 1
Lap Analysis



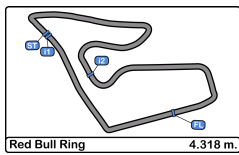
51 Francesco Pizzi							71 Josef Knopp								
R							R								
Van Amersfoort Racing							BWT Muecke Motorsport								
Lap	D	Time	Sector 1	Sector 2	Sector 3	T. Spd	Elapsed	Lap	D	Time	Sector 1	Sector 2	Sector 3	T. Spd	Elapsed
1		1:53.573	28.349	45.946	39.278	213.0	1:53.573	1		1:58.645	29.544	50.080	39.021	216.0	1:58.645
2		2:45.868	41.864	1:17.284	46.720	62.3	4:39.441	2		2:45.005	41.557	1:16.770	46.678	46.4	4:43.650
3		2:36.405	39.255	1:12.999	44.151	61.5	7:15.846	3		2:36.559	41.021	1:11.872	43.666	39.4	7:20.209
4		2:22.350	34.628	1:02.385	45.337	141.1	9:38.196	4		2:20.485	34.766	1:01.082	44.637	133.6	9:40.694
5		1:33.644	23.729	41.667	28.248	214.7	11:11.840	5		1:33.960	23.753	42.336	27.871	216.0	11:14.654
6		2:26.755	33.559	1:09.825	43.371	148.3	13:38.595	6		2:27.525	34.338	1:09.280	43.907	115.8	13:42.179
7		2:11.735	34.007	57.848	39.880	128.7	15:50.330	7		2:10.063	34.180	56.587	39.296	141.5	15:52.242
8		1:32.991	23.483	41.952	27.556	217.3	17:23.321	8		1:33.637	23.653	42.198	27.786	218.1	17:25.879
9		1:32.717	23.200	41.699	27.818	219.9	18:56.038	9		1:32.481	23.426	41.370	27.685	216.0	18:58.360
10		1:31.759	23.405	41.040	27.314	217.3	20:27.797	10		1:32.518	23.437	41.298	27.783	216.8	20:30.878
11		1:31.609	23.174	41.061	27.374	217.7	21:59.406	11		1:32.531	23.508	41.477	27.546	217.7	22:03.409
12		1:31.744	23.332	41.040	27.372	215.5	23:31.150	12		1:32.695	23.470	41.316	27.909	216.4	23:36.104
13		1:31.372	23.284	40.762	27.326	216.0	25:02.522	13		1:32.560	23.439	41.276	27.845	216.0	25:08.664
14		1:32.952	23.169	42.323	27.460	219.5	26:35.474	14		1:34.888	23.710	42.013	29.165	213.4	26:43.552
15		1:31.814	23.226	41.008	27.580	216.8	28:07.288	15		1:34.885	24.906	42.172	27.807	210.1	28:18.437
16		1:32.132	23.444	41.107	27.581	211.7	29:39.420	16		1:32.850	23.328	41.977	27.545	219.5	29:51.287
17		1:32.150	23.426	41.018	27.706	213.0	31:11.570	17		1:32.076	23.419	41.191	27.466	215.1	31:23.363
18		1:32.584	23.500	41.188	27.896	213.0	32:44.154	18		1:32.714	23.265	41.715	27.734	217.7	32:56.077

52 Jak Crawford							72 Leonardo Fornaroli								
R							R								
Van Amersfoort Racing							Iron Lynx Srl								
Lap	D	Time	Sector 1	Sector 2	Sector 3	T. Spd	Elapsed	Lap	D	Time	Sector 1	Sector 2	Sector 3	T. Spd	Elapsed
1		1:51.433	27.203	45.098	39.132	211.7	1:51.433	1		2:01.123	31.020	50.933	39.170	211.3	2:01.123
2		2:45.551	41.517	1:18.100	45.934	68.2	4:36.984	2		2:44.798	42.023	1:15.827	46.948	41.5	4:45.921
3		2:36.278	38.945	1:13.952	43.381	70.8	7:13.262	3		2:35.860	41.761	1:10.126	43.973	43.8	7:21.781
4		2:23.886	34.802	1:03.041	46.043	124.1	9:37.148	4		2:19.605	34.560	1:00.818	44.227	124.8	9:41.386
5		1:33.345	23.875	41.874	27.596	210.9	11:10.493	5		1:34.044	23.709	42.237	28.098	215.1	11:15.430
6		2:25.894	32.908	1:10.147	42.839	140.4	13:36.387	6		2:28.333	34.937	1:09.136	44.260	111.8	13:43.763
7		2:12.900	34.470	58.459	39.971	133.1	15:49.287	7		2:09.089	34.206	56.175	38.708	108.4	15:52.852
8		1:32.625	23.558	41.732	27.335	211.3	17:21.912	8		1:33.317	23.542	41.942	27.833	216.4	17:26.169
9		1:31.723	23.370	41.064	27.289	213.0	18:53.635	9		1:32.609	23.476	41.373	27.760	216.8	18:58.778
10		1:31.323	23.369	40.765	27.189	214.2	20:24.958	10		1:32.302	23.331	41.301	27.670	217.7	20:31.080
11		1:31.259	23.236	40.919	27.104	214.7	21:56.217	11		1:32.736	23.544	41.518	27.674	218.1	22:03.816
12		1:31.204	23.238	40.754	27.212	214.7	23:27.421	12		1:32.465	23.381	41.525	27.559	216.4	23:36.281
13		1:31.299	23.289	40.795	27.215	215.5	24:58.720	13		1:32.545	23.417	41.417	27.711	216.4	25:08.826
14		1:31.077	23.187	40.713	27.177	215.5	26:29.797	14		1:34.186	23.644	42.218	28.324	213.4	26:43.012
15		1:31.103	23.235	40.740	27.128	215.5	28:00.900	15		1:32.217	23.477	41.165	27.575	214.7	28:15.229
16		1:31.121	23.137	40.712	27.272	216.4	29:32.021	16		1:32.143	23.387	41.279	27.477	214.2	29:47.372
17		1:31.282	23.177	40.795	27.310	217.3	31:03.303	17		1:32.110	23.408	41.222	27.480	213.0	31:19.482
18		1:31.430	23.173	40.989	27.268	218.1	32:34.733	18		1:32.177	23.381	41.310	27.486	213.8	32:51.659

66 Zdenek Chovanek							77 Andrea Rosso								
R							R								
Bhaitech Srl							Cram Motorsport Srl								
Lap	D	Time	Sector 1	Sector 2	Sector 3	T. Spd	Elapsed	Lap	D	Time	Sector 1	Sector 2	Sector 3	T. Spd	Elapsed
1			31.579			203.7		1		1:59.278	30.381	50.123	38.774	211.7	1:59.278
2								2		2:45.124	41.870	1:16.529	46.725	46.2	4:44.402
3								3			40.853				36.0

78 Mateusz Kaprzyk							
R							
Cram Motorsport Srl							
Lap	D	Time	Sector 1	Sector 2	Sector 3	T. Spd	Elapsed
1			31.362			212.1	





Red Bull Ring
F4 Italian Championship
Race - 1
Lap Analysis



79

Markogiannis Georgios

Tatuus F.4 T014 Abarth

85

Gabriel Bortoleto Oliverira

Tatuus F.4 T014 Abarth

R

Cram Motorsport Srl

R

Prema Powerteam

Lap	D	Time	Sector 1	Sector 2	Sector 3	T. Spd	Elapsed	Lap	D	Time	Sector 1	Sector 2	Sector 3	T. Spd	Elapsed
1		2:06.023	37.383	49.070	39.570	210.9	2:06.023	1		1:52.254	27.499	45.875	38.880	215.5	1:52.254
2		2:44.821	44.402	1:14.851	45.568	32.7	4:50.844	2		2:45.709	41.644	1:17.935	46.130	65.0	4:37.963
3		2:36.255	45.332	1:07.926	42.997	39.2	7:27.099	3		2:36.237	39.326	1:13.564	43.347	74.6	7:14.200
4		2:17.304	34.980	59.509	42.815	180.9	9:44.403	4		2:23.394	34.841	1:02.889	45.664	135.3	9:37.594
5		1:34.355	23.688	42.585	28.082	215.1	11:18.758	5		1:33.861	23.709	42.296	27.856	213.4	11:11.455
6		2:30.150	36.637	1:09.540	43.973	120.9	13:48.908	6		2:26.415	33.313	1:10.097	43.005	153.4	13:37.870
7		2:06.277	34.460	55.247	36.570	135.1	15:55.185	7		2:11.978	34.243	57.972	39.763	140.4	15:49.848
8		1:34.093	23.661	42.259	28.173	216.4	17:29.278	8		1:33.151	23.774	41.790	27.587	211.3	17:22.999
9		1:34.047	23.973	42.047	28.027	212.1	19:03.325	9		1:32.401	23.428	41.631	27.342	214.2	18:55.400
10		1:33.302	23.659	41.604	28.039	216.4	20:36.627	10		1:31.805	23.560	41.081	27.164	211.7	20:27.205
11		1:33.076	23.659	41.560	27.857	213.8	22:09.703	11		1:31.571	23.415	41.054	27.102	212.5	21:58.776
12		1:33.262	23.631	41.633	27.998	213.4	23:42.965	12		1:31.629	23.443	41.006	27.180	211.3	23:30.405
13		1:33.097	23.451	41.857	27.789	216.0	25:16.062	13		1:31.710	23.449	40.998	27.263	212.1	25:02.115
14		1:33.758	24.048	41.753	27.957	216.8	26:49.820	14		1:33.007	23.460	42.204	27.343	211.7	26:35.122
15		1:33.104	23.901	41.527	27.676	213.4	28:22.924	15		1:32.610	23.515	41.531	27.564	210.9	28:07.732
16		1:32.692	23.618	41.409	27.665	213.4	29:55.616	16		1:32.025	23.434	41.078	27.513	214.2	29:39.757
17		1:32.603	23.506	41.497	27.600	213.4	31:28.219	17		1:32.676	23.433	41.704	27.539	214.7	31:12.433
18		1:32.559	23.509	41.381	27.669	214.7	33:00.778	18		1:32.646	23.576	41.580	27.490	212.1	32:45.079

84

Francesco Simonazzi

Tatuus F.4 T014 Abarth

86

Bence Valint

Tatuus F.4 T014 Abarth

R

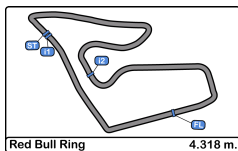
Jenzer Motorsport

R

Van Amersfoort Racing

Lap	D	Time	Sector 1	Sector 2	Sector 3	T. Spd	Elapsed	Lap	D	Time	Sector 1	Sector 2	Sector 3	T. Spd	Elapsed
1		2:02.371	31.331	51.773	39.267	214.2	2:02.371	1		2:05.598	33.409	52.577	39.612	210.5	2:05.598
2		2:44.061	42.197	1:15.876	45.988	39.3	4:46.432	2		2:44.876	43.741	1:15.230	45.905	29.5	4:50.474
3		2:35.843	42.232	1:09.872	43.739	36.4	7:22.275	3		2:36.226	44.081	1:09.143	43.002	33.4	7:26.700
4		2:19.531	34.565	1:01.019	43.947	127.3	9:41.806	4		2:17.172	34.185	1:00.187	42.800	154.5	9:43.872
5		1:33.960	23.851	42.118	27.991	212.1	11:15.766	5		1:34.445	23.874	42.708	27.863	210.5	11:18.317
6		2:28.452	35.085	1:09.216	44.151	113.2	13:44.218	6		2:29.976	36.584	1:09.436	43.956	114.7	13:48.293
7		2:08.889	34.223	56.385	38.281	105.9	15:53.107	7		2:06.319	33.876	56.055	36.388	117.7	15:54.612
8		1:34.317	23.932	42.200	28.185	213.4	17:27.424	8		1:34.086	23.923	42.056	28.107	210.9	17:28.698
9		1:33.813	23.617	42.646	27.550	213.8	19:01.237	9		1:34.316	23.603	42.658	28.055	213.0	19:03.014
10		1:32.202	23.498	41.211	27.493	213.4	20:33.439	10		1:33.014	23.566	41.604	27.844	213.0	20:36.028
11		1:32.542	23.592	41.251	27.699	213.8	22:05.981	11		1:32.994	23.730	41.592	27.672	213.4	22:09.022
12		1:32.470	23.512	41.266	27.692	213.8	23:38.451	12		1:33.422	23.458	42.259	27.705	212.5	23:42.444
13		1:32.331	23.445	41.269	27.617	214.7	25:10.782	13		1:33.206	23.596	41.880	27.730	214.2	25:15.650
14		1:33.062	23.501	41.201	28.360	213.8	26:43.844	14		1:34.702	24.041	42.880	27.781	209.3	26:50.352
15		1:34.911	24.647	42.403	27.861	206.8	28:18.755	15		1:33.173	23.638	41.871	27.664	214.2	28:23.525
16		1:33.408	23.472	42.183	27.753	214.7	29:52.163	16		1:32.700	23.642	41.520	27.538	212.1	29:56.225
17		1:32.616	23.654	41.264	27.698	214.7	31:24.779	17		1:32.409	23.469	41.483	27.457	213.8	31:28.634
18		1:32.576	23.536	41.311	27.729	213.4	32:57.355	18		1:33.093	23.531	41.631	27.931	213.8	33:01.727





Red Bull Ring
F4 Italian Championship
Race - 1
Lap Analysis



87

Oliver Bearman

Tatuus F.4 T014 Abarth

R

US Racing

Lap	D	Time	Sector 1	Sector 2	Sector 3	T. Spd	Elapsed
1		1:52.919	28.292	45.666	38.961	211.3	1:52.919
2		2:46.037	41.714	1:17.768	46.555	64.8	4:38.956
3		2:36.253	38.919	1:13.435	43.899	70.9	7:15.209
4		2:22.616	34.840	1:02.364	45.412	147.9	9:37.825
5		1:33.174	23.541	41.852	27.781	217.7	11:10.999
6		2:26.085	33.047	1:10.254	42.784	146.1	13:37.084
7		2:12.481	34.654	57.944	39.883	135.3	15:49.565
8		1:32.895	23.360	41.993	27.542	217.3	17:22.460
9		1:31.668	23.177	41.050	27.441	216.8	18:54.128
10		1:31.554	23.292	40.999	27.263	216.8	20:25.682
11		1:31.370	23.353	40.776	27.241	215.1	21:57.052
12		1:31.160	23.259	40.671	27.230	214.7	23:28.212
13		1:31.225	23.292	40.557	27.376	215.5	24:59.437
14		1:31.304	23.334	40.796	27.174	215.1	26:30.741
15		1:31.597	23.411	40.800	27.386	213.8	28:02.338
16		1:31.529	23.292	40.846	27.391	213.8	29:33.867
17		1:31.227	23.352	40.576	27.299	213.0	31:05.094
18		1:32.122	23.384	41.077	27.661	213.8	32:37.216

88

Hamda Al Qubaisi

Tatuus F.4 T014 Abarth

R

Abu Dhabi Racing

Lap	D	Time	Sector 1	Sector 2	Sector 3	T. Spd	Elapsed
1		1:57.826	29.986	48.766	39.074	216.0	1:57.826
2		2:45.172	41.552	1:16.962	46.658	47.4	4:42.998
3		2:36.607	40.946	1:11.725	43.936	42.5	7:19.605
4		2:20.764	34.789	1:01.268	44.707	129.6	9:40.369
5		1:33.721	23.714	42.173	27.834	214.2	11:14.090
6		2:27.666	34.494	1:09.117	44.055	115.0	13:41.756
7		2:10.244	33.958	56.809	39.477	131.8	15:52.000
8		1:33.439	23.774	41.927	27.738	213.8	17:25.439
9		1:32.391	23.498	41.299	27.594	213.4	18:57.830
10		1:32.782	23.455	41.413	27.914	216.4	20:30.612
11		1:32.404	23.496	41.188	27.720	216.0	22:03.016
12		1:32.706	23.512	41.446	27.748	216.0	23:35.722
13		1:32.419	23.378	41.268	27.773	215.1	25:08.141
14		1:32.622	23.413	41.400	27.809	214.7	26:40.763
15		1:32.327	23.444	41.072	27.811	214.2	28:13.090
16		1:32.407	23.483	41.083	27.841	213.0	29:45.497
17		1:32.176	23.489	40.958	27.729	212.5	31:17.673
18		1:32.527	23.448	41.188	27.891	213.8	32:50.200

95

Vlad Lomko

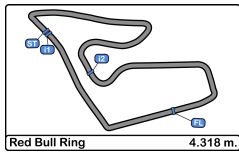
Tatuus F.4 T014 Abarth

R

US Racing

Lap	D	Time	Sector 1	Sector 2	Sector 3	T. Spd	Elapsed
1		2:27.821 P	28.965	1:01.630	57.226	212.5	2:27.821



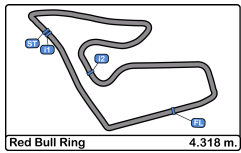


Red Bull Ring
F4 Italian Championship
Race - 1
Analysis by Lap



Num	Lap Time	Gap	Num	Lap Time	Gap	Num	Lap Time	Gap	Num	Lap Time	Gap	Num	Lap Time	Gap
Lap 1			6	2:45.094	06.666	Lap 4			72	1:34.044	07.252	51	2:11.735	02.604
29	1:50.085		88	2:45.172	07.328	29	2:24.123		84	1:33.960	07.588	7	2:11.662	02.974
46	1:50.548	00.463	71	2:45.005	07.980	46	2:24.325	00.722	13	1:33.913	07.890	48	2:10.984	03.197
52	1:51.433	01.348	77	2:45.124	08.732	52	2:23.886	01.126	21	1:33.800	08.184	35	2:10.762	03.504
17	1:51.850	01.765	19	2:44.835	09.236	17	2:23.546	01.258	3	1:34.473	08.622	6	2:10.583	03.890
85	1:52.254	02.169	72	2:44.798	10.251	85	2:23.394	01.572	8	1:33.928	09.175	88	2:10.244	04.274
87	1:52.919	02.834	84	2:44.061	10.762	87	2:22.616	01.803	86	1:34.445	10.139	71	2:10.063	04.516
51	1:53.573	03.488	15	2:44.938	10.808	51	2:22.350	02.174	79	1:34.355	10.580	19	2:09.736	04.799
7	1:54.115	04.030	13	2:44.135	11.455	7	2:22.274	02.644	Num Lap Time Gap			72	2:09.089	05.126
48	1:54.464	04.379	3	2:44.298	12.252	48	2:22.019	02.794	Lap 6			84	2:08.889	05.381
4	1:55.712	05.627	21	2:44.866	13.342	4	2:21.372	03.248	29	2:26.658		13	2:08.474	05.619
35	1:56.027	05.942	8	2:44.726	13.881	35	2:21.065	03.538	46	2:26.520	00.567	21	2:07.507	05.818
6	1:57.242	07.157	86	2:44.876	14.804	6	2:20.750	03.814	17	2:25.986	01.071	3	2:07.122	06.220
88	1:57.826	07.741	79	2:44.821	15.174	88	2:20.764	04.347	52	2:25.894	01.551	8	2:06.943	06.570
71	1:58.645	08.560	Num Lap Time Gap			71	2:20.485	04.672	87	2:26.085	02.248	86	2:06.319	06.886
77	1:59.278	09.193	Lap 3			19	2:19.908	04.877	85	2:26.415	03.034	79	2:06.277	07.459
19	2:00.071	09.986	29	2:36.229		72	2:19.605	05.364	51	2:26.755	03.759	Num Lap Time Gap		
72	2:01.123	11.038	46	2:36.229	00.520	84	2:19.531	05.784	7	2:26.880	04.202	Lap 8		
15	2:01.540	11.455	52	2:36.278	01.363	13	2:19.277	06.133	48	2:27.312	05.103	29	1:31.747	
84	2:02.371	12.286	17	2:36.363	01.835	3	2:18.449	06.305	35	2:27.405	05.632	46	1:31.914	00.885
13	2:02.990	12.905	85	2:36.237	02.301	21	2:17.893	06.540	6	2:27.545	06.197	17	1:32.090	01.393
3	2:03.624	13.539	87	2:36.253	03.310	8	2:17.821	07.403	88	2:27.666	06.920	52	1:32.625	02.439
21	2:04.146	14.061	51	2:36.405	03.947	86	2:17.172	07.850	71	2:27.525	07.343	87	1:32.895	02.987
8	2:04.825	14.740	7	2:36.199	04.493	79	2:17.304	08.381	19	2:27.615	07.953	85	1:33.151	03.526
86	2:05.598	15.513	48	2:35.676	04.898	Num Lap Time Gap			72	2:28.333	08.927	51	1:32.991	03.848
79	2:06.023	15.938	4	2:36.233	05.999	Lap 5			84	2:28.452	09.382	7	1:32.974	04.201
95	2:27.821	37.736	35	2:36.621	06.596	29	1:32.156		13	2:28.803	10.035	48	1:33.059	04.509
Num Lap Time Gap			6	2:36.750	07.187	46	1:32.139	00.705	21	2:29.675	11.201	35	1:33.063	04.820
Lap 2			88	2:36.607	07.706	17	1:32.641	01.743	3	2:30.024	11.988	6	1:32.875	05.018
29	2:45.585		71	2:36.559	08.310	52	1:33.345	02.315	8	2:30.000	12.517	88	1:33.439	05.966
46	2:45.642	00.520	19	2:36.085	09.092	87	1:33.174	02.821	86	2:29.976	13.457	71	1:33.637	06.406
52	2:45.551	01.314	72	2:35.860	09.882	85	1:33.861	03.277	79	2:30.150	14.072	72	1:33.317	06.696
17	2:45.521	01.701	84	2:35.843	10.376	51	1:33.644	03.662	Num Lap Time Gap			19	1:34.132	07.184
85	2:45.709	02.293	13	2:35.753	10.979	7	1:33.492	03.980	Lap 7			13	1:33.514	07.386
87	2:46.037	03.286	3	2:35.956	11.979	48	1:33.811	04.449	29	2:12.890		84	1:34.317	07.951
51	2:45.868	03.771	21	2:35.657	12.770	35	1:33.503	04.885	46	2:13.041	00.718	21	1:34.119	08.190
7	2:46.078	04.523	8	2:36.053	13.705	6	1:33.652	05.310	17	2:12.869	01.050	3	1:34.116	08.589
48	2:46.657	05.451	86	2:36.226	14.801	88	1:33.721	05.912	52	2:12.900	01.561	8	1:34.101	08.924
4	2:45.953	05.995	79	2:36.255	15.200	71	1:33.960	06.476	87	2:12.481	01.839	86	1:34.086	09.225
35	2:45.847	06.204				19	1:34.275	06.996	85	2:11.978	02.122	79	1:34.093	09.805



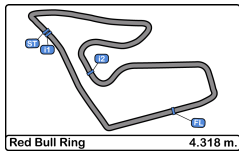


Red Bull Ring
F4 Italian Championship
Race - 1
Analysis by Lap



Num	Lap Time	Gap	Num	Lap Time	Gap	Num	Lap Time	Gap	Num	Lap Time	Gap	Num	Lap Time	Gap			
Lap 9			13	1:32.444	10.770	6	1:32.617	10.640	52	1:31.077	03.239	8	1:35.071	27.010	Num Lap Time Gap		
29	1:31.378		84	1:32.202	11.226	88	1:32.706	11.146	87	1:31.304	04.183	Lap 16					
46	1:31.485	00.992	3	1:32.861	12.555	71	1:32.695	11.528	85	1:33.007	08.564	29	1:31.244				
17	1:31.571	01.586	8	1:33.190	13.409	72	1:32.465	11.705	51	1:32.952	08.916	46	1:31.093	01.436			
52	1:31.723	02.784	86	1:33.014	13.815	7	1:34.734	12.136	48	1:32.198	09.769	17	1:31.524	02.584			
87	1:31.668	03.277	79	1:33.302	14.414	19	1:32.423	12.808	35	1:31.796	11.661	52	1:31.121	02.994			
85	1:32.401	04.549	Num Lap Time Gap			13	1:32.628	13.390	6	1:32.209	12.671	87	1:31.529	04.840			
51	1:32.717	05.187	Lap 11			84	1:32.470	13.875	88	1:32.622	14.205	51	1:32.132	10.393			
7	1:32.629	05.452	29	1:31.230		3	1:32.656	15.650	7	1:33.352	15.867	85	1:32.025	10.730			
48	1:32.421	05.552	46	1:31.240	01.075	8	1:33.484	17.601	72	1:34.186	16.454	48	1:32.141	11.466			
35	1:32.503	05.945	17	1:31.367	01.798	86	1:33.422	17.868	19	1:33.708	16.954	35	1:31.733	12.711			
6	1:32.694	06.334	52	1:31.259	02.774	79	1:33.262	18.389	71	1:34.888	16.994	6	1:31.561	13.365			
88	1:32.391	06.979	87	1:31.370	03.609	Num Lap Time Gap			13	1:33.336	17.041	88	1:32.407	16.470			
71	1:32.481	07.509	85	1:31.571	05.333	Lap 13			84	1:33.062	17.286	7	1:31.944	17.315			
72	1:32.609	07.927	51	1:31.609	05.963	29	1:31.029		3	1:32.465	18.774	72	1:32.143	18.345			
19	1:33.301	09.107	48	1:31.762	07.386	46	1:31.149	01.394	8	1:34.169	23.164	19	1:32.614	21.135			
13	1:33.680	09.688	7	1:32.400	08.535	17	1:31.191	02.073	79	1:33.758	23.262	71	1:32.850	22.260			
84	1:33.813	10.386	35	1:32.483	08.928	52	1:31.299	03.115	86	1:34.702	23.794	13	1:33.865	22.869			
3	1:33.845	11.056	6	1:32.448	09.156	87	1:31.225	03.832	Num Lap Time Gap			84	1:33.408	23.136			
8	1:34.035	11.581	88	1:32.404	09.573	85	1:31.710	06.510	Lap 15			3	1:33.638	23.847			
86	1:34.316	12.163	71	1:32.531	09.966	51	1:31.372	06.917	29	1:31.225		79	1:32.692	26.589			
79	1:34.047	12.474	72	1:32.736	10.373	48	1:31.800	08.524	46	1:31.128	01.587	86	1:32.700	27.198			
21	2:37.106	1:13.918	19	1:32.516	11.518	35	1:31.764	10.818	17	1:31.073	02.304	8	1:34.101	29.867			
Num Lap Time Gap			13	1:32.355	11.895	6	1:31.804	11.415	52	1:31.103	03.117	Num Lap Time Gap					
Lap 10			84	1:32.542	12.538	88	1:32.419	12.536	87	1:31.597	04.555	Lap 17					
29	1:31.362		3	1:32.802	14.127	71	1:32.560	13.059	51	1:31.814	09.505	29	1:31.146				
46	1:31.435	01.065	8	1:33.071	15.250	72	1:32.545	13.221	85	1:32.610	09.949	46	1:31.567	01.857			
17	1:31.437	01.661	86	1:32.994	15.579	7	1:32.361	13.468	48	1:32.025	10.569	17	1:31.267	02.705			
52	1:31.323	02.745	79	1:33.076	16.260	19	1:32.420	14.199	35	1:31.786	12.222	52	1:31.282	03.130			
87	1:31.554	03.469	Num Lap Time Gap			13	1:32.297	14.658	6	1:31.602	13.048	87	1:31.227	04.921			
85	1:31.805	04.992	Lap 12			84	1:32.331	15.177	88	1:32.327	15.307	51	1:32.150	11.397			
51	1:31.759	05.584	29	1:31.133		3	1:32.641	17.262	7	1:31.973	16.615	85	1:32.676	12.260			
48	1:32.664	06.854	46	1:31.332	01.274	8	1:33.376	19.948	72	1:32.217	17.446	48	1:32.349	12.669			
7	1:33.275	07.365	17	1:31.246	01.911	86	1:33.206	20.045	19	1:34.036	19.765	35	1:31.889	13.454			
35	1:33.092	07.675	52	1:31.204	02.845	79	1:33.097	20.457	13	1:34.432	20.248	6	1:31.698	13.917			
6	1:32.966	07.938	87	1:31.160	03.636	Num Lap Time Gap			71	1:34.885	20.654	88	1:32.176	17.500			
88	1:32.782	08.399	85	1:31.629	05.829	Lap 14			84	1:34.911	20.972	7	1:31.841	18.010			
71	1:32.518	08.665	51	1:31.744	06.574	29	1:30.953		3	1:33.904	21.453	72	1:32.110	19.309			
72	1:32.302	08.867	48	1:31.500	07.753	46	1:31.243	01.684	79	1:33.104	25.141	19	1:32.512	22.501			
19	1:32.487	10.232	35	1:32.288	10.083	17	1:31.336	02.456	86	1:33.173	25.742						





Red Bull Ring
F4 Italian Championship
Race - 1
Analysis by Lap



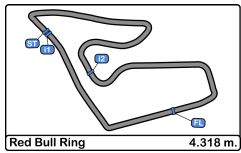
Num	Lap Time	Gap
71	1:32.076	23.190
13	1:32.191	23.914
84	1:32.616	24.606
3	1:32.995	25.696
79	1:32.603	28.046
86	1:32.409	28.461
8	1:34.083	32.804

Num	Lap Time	Gap
-----	----------	-----

Lap 18

29	1:31.272	
46	1:31.639	02.224
17	1:31.298	02.731
52	1:31.430	03.288
87	1:32.122	05.771
51	1:32.584	12.709
85	1:32.646	13.634
48	1:33.181	14.578
35	1:32.853	15.035
6	1:32.517	15.162
88	1:32.527	18.755
7	1:32.409	19.147
72	1:32.177	20.214
19	1:33.017	24.246
71	1:32.714	24.632
13	1:32.848	25.490
84	1:32.576	25.910
3	1:32.744	27.168
79	1:32.559	29.333
86	1:33.093	30.282
8	1:34.081	35.613



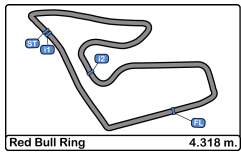


Red Bull Ring
F4 Italian Championship
Race - 1
Best Sectors Results



Sector - 1				Sector - 2				Sector - 3				Ideal Lap vs Best Lap			
Clas	Nº	Driver	Time	Nº	Driver	Time	Nº	Driver	Time	Clas	Nº	Driver	Ideal Lap	Best Lap	Clas
1	52	Jak Crawford	23.137	87	Oliver Bearman	40.557	29	Joshua Durksen	26.957	1	29	Joshua Durksen	1:30.864	1:30.953	1
2	51	Francesco Pizzi	23.169	29	Joshua Durksen	40.676	85	Gabriel Bortoleto	27.102	2	87	Oliver Bearman	1:30.908	1:31.160	5
3	87	Oliver Bearman	23.177	17	Jonny Edgar	40.691	52	Jak Crawford	27.104	3	52	Jak Crawford	1:30.953	1:31.077	3
4	17	Jonny Edgar	23.184	46	Gabriele Mini	40.695	46	Gabriele Mini	27.152	4	17	Jonny Edgar	1:31.072	1:31.073	2
5	46	Gabriele Mini	23.225	52	Jak Crawford	40.712	87	Oliver Bearman	27.174	5	46	Gabriele Mini	1:31.072	1:31.093	4
6	48	Jesse Salmenautio	23.228	51	Francesco Pizzi	40.762	17	Jonny Edgar	27.197	6	51	Francesco Pizzi	1:31.245	1:31.372	6
7	29	Joshua Durksen	23.231	6	Sebastian Montoya	40.892	48	Jesse Salmenautio	27.258	7	48	Jesse Salmenautio	1:31.384	1:31.500	7
8	6	Sebastian Montoya	23.253	48	Jesse Salmenautio	40.898	6	Sebastian Montoya	27.299	8	6	Sebastian Montoya	1:31.444	1:31.561	8
9	71	Josef Knopp	23.265	35	Delli Guanti Pietro	40.935	51	Francesco Pizzi	27.314	9	85	Gabriel Bortoleto	1:31.515	1:31.571	9
10	35	Delli Guanti Pietro	23.278	88	Hamda Al Qubaisi	40.958	35	Delli Guanti Pietro	27.318	10	35	Delli Guanti Pietro	1:31.531	1:31.733	10
11	7	Dino Beganovic	23.322	85	Gabriel Bortoleto	40.998	7	Dino Beganovic	27.439	11	7	Dino Beganovic	1:31.793	1:31.841	11
12	72	Leonardo Fornaroli	23.331	7	Dino Beganovic	41.032	86	Bence Valint	27.457	12	71	Josef Knopp	1:31.922	1:32.076	12
13	13	Jasin Ferati	23.344	13	Jasin Ferati	41.118	71	Josef Knopp	27.466	13	88	Hamda Al Qubaisi	1:31.930	1:32.176	14
14	88	Hamda Al Qubaisi	23.378	72	Leonardo Fornaroli	41.165	72	Leonardo Fornaroli	27.477	14	13	Jasin Ferati	1:31.962	1:32.191	15
15	85	Gabriel Bortoleto	23.415	71	Josef Knopp	41.191	84	Francesco Simonazzi	27.493	15	72	Leonardo Fornaroli	1:31.973	1:32.110	13
16	3	Smal Kyrill	23.431	19	Sebastian Ogaard	41.194	13	Jasin Ferati	27.500	16	84	Francesco Simonazzi	1:32.139	1:32.202	16
17	84	Francesco Simonazzi	23.445	84	Francesco Simonazzi	41.201	19	Sebastian Ogaard	27.518	17	19	Sebastian Ogaard	1:32.203	1:32.420	18
18	79	Markogiannis Georgios	23.451	3	Smal Kyrill	41.330	3	Smal Kyrill	27.551	18	3	Smal Kyrill	1:32.312	1:32.465	19
19	86	Bence Valint	23.458	79	Markogiannis Georgios	41.381	88	Hamda Al Qubaisi	27.594	19	86	Bence Valint	1:32.398	1:32.409	17
20	19	Sebastian Ogaard	23.491	8	Cenyu Han	41.400	79	Markogiannis Georgios	27.600	20	79	Markogiannis Georgios	1:32.432	1:32.559	20
21	21	Axel Gnos	23.543	86	Bence Valint	41.483	8	Cenyu Han	27.764	21	8	Cenyu Han	1:32.834	1:33.071	21
22	8	Cenyu Han	23.670	21	Axel Gnos	42.187	21	Axel Gnos	27.869	22	21	Axel Gnos	1:33.599	1:33.800	22
23	4	Victor Bernier	23.738	4	Victor Bernier	47.035	77	Andrea Rosso	38.774	23	4	Victor Bernier	1:50.097	1:55.712	23
24	95	Vlad Lomko	28.965	77	Andrea Rosso	50.123	15	Piotr Wisnicki	39.023	24	77	Andrea Rosso	1:59.278	1:59.278	24
25	77	Andrea Rosso	30.381	15	Piotr Wisnicki	50.987	4	Victor Bernier	39.324	25	15	Piotr Wisnicki	2:01.540	2:01.540	25
26	11	Dexter Patterson	31.029	95	Vlad Lomko	1:01.630	95	Vlad Lomko	57.226	26	95	Vlad Lomko	2:27.821	2:27.821	26
27	78	Mateusz Kaprzyk	31.362	11	Dexter Patterson	Transpo	11	Dexter Patterson	Transpo	27	11	Dexter Patterson	Transpo	Transpo	27
28	15	Piotr Wisnicki	31.530	78	Mateusz Kaprzyk	Transpo	78	Mateusz Kaprzyk	Transpo	28	78	Mateusz Kaprzyk	Transpo	Transpo	28
29	66	Zdenek Chovanek	31.579	66	Zdenek Chovanek	Transpo	66	Zdenek Chovanek	Transpo	29	66	Zdenek Chovanek	Transpo	Transpo	29
30	27	Sebastian Freymuth	32.464	27	Sebastian Freymuth	Transpo	27	Sebastian Freymuth	Transpo	30	27	Sebastian Freymuth	Transpo	Transpo	30



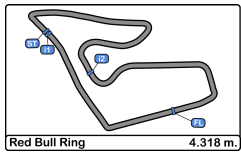


Red Bull Ring
F4 Italian Championship
Race - 1
Leader Sequence



N°	Driver	Nat	Competitor	Nat	Rookie	Start Lap	End Lap	Laps	Total Laps
29	Joshua Durksen	DEU	BWT Muecke Motorsport	DEU		1	18	18	18



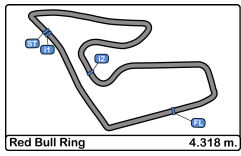


Red Bull Ring
F4 Italian Championship
Race - 1
Best 5 Lap Times



Cls	N°	Driver	Nat	Competitor	Nat	Rookie	Cls	Best 1		Best 2		Best 3		Best 4		Best 5	
								Time	Lap	Time	Lap	Time	Lap	Time	Lap	Time	Lap
1	29	Joshua Durksen	DEU	BWT Muecke Motorsport	DEU			1:30.953	14	1:31.029	13	1:31.133	12	1:31.146	17	1:31.225	15
2	17	Jonny Edgar	GBR	Van Amersfoort Racing	NLD			1:31.073	15	1:31.191	13	1:31.246	12	1:31.267	17	1:31.298	18
3	52	Jak Crawford	USA	Van Amersfoort Racing	NLD			1:31.077	14	1:31.103	15	1:31.121	16	1:31.204	12	1:31.259	11
4	46	Gabriele Mini	ITA	Prema Powerteam	ITA	R	1	1:31.093	16	1:31.128	15	1:31.149	13	1:31.240	11	1:31.243	14
5	87	Oliver Bearman	GBR	US Racing	DEU	R	2	1:31.160	12	1:31.225	13	1:31.227	17	1:31.304	14	1:31.370	11
6	51	Francesco Pizzi	ITA	Van Amersfoort Racing	NLD	R	3	1:31.372	13	1:31.609	11	1:31.744	12	1:31.759	10	1:31.814	15
7	48	Jesse Salmenautio	FIN	Bhaitech Srl	ITA			1:31.500	12	1:31.762	11	1:31.800	13	1:32.025	15	1:32.141	16
8	6	Sebastian Montoya	COL	Prema Powerteam	ITA	R	4	1:31.561	16	1:31.602	15	1:31.698	17	1:31.804	13	1:32.209	14
9	85	Gabriel Bortoleto	BRA	Prema Powerteam	ITA	R	5	1:31.571	11	1:31.629	12	1:31.710	13	1:31.805	10	1:32.025	16
10	35	Delli Guanti Pietro	ITA	BVM Racing	ITA	R	6	1:31.733	16	1:31.764	13	1:31.786	15	1:31.796	14	1:31.889	17
11	7	Dino Beganovic	SW	Prema Powerteam	ITA	R	7	1:31.841	17	1:31.944	16	1:31.973	15	1:32.361	13	1:32.400	11
12	71	Josef Knopp	CZE	BWT Muecke Motorsport	DEU	R	8	1:32.076	17	1:32.481	9	1:32.518	10	1:32.531	11	1:32.560	13
13	72	Leonardo Fornaroli	ITA	Iron Lynx Srl	ITA	R	9	1:32.110	17	1:32.143	16	1:32.177	18	1:32.217	15	1:32.302	10
14	88	Hamda Al Qubaisi	UAE	Abu Dhabi Racing	UAE	R	10	1:32.176	17	1:32.327	15	1:32.391	9	1:32.404	11	1:32.407	16
15	13	Jasin Ferati	CHE	Jenzer Motorsport	CHE	R	11	1:32.191	17	1:32.297	13	1:32.355	11	1:32.444	10	1:32.628	12
16	84	Francesco Simonazzi	ITA	Jenzer Motorsport	CHE	R	12	1:32.202	10	1:32.331	13	1:32.470	12	1:32.542	11	1:32.576	18
17	86	Bence Valint	HUN	Van Amersfoort Racing	NLD	R	13	1:32.409	17	1:32.700	16	1:32.994	11	1:33.014	10	1:33.093	18
18	19	Sebastian Ogaard	DNK	Bhaitech Srl	ITA	R	14	1:32.420	13	1:32.423	12	1:32.487	10	1:32.512	17	1:32.516	11
19	3	Smal Kyrill	RUS	R-Ace GP	ITA			1:32.465	14	1:32.641	13	1:32.656	12	1:32.744	18	1:32.802	11
20	79	Markogiannis Georgios	GRE	Cram Motorsport Srl	ITA	R	15	1:32.559	18	1:32.603	17	1:32.692	16	1:33.076	11	1:33.097	13
21	8	Cenyu Han	CHN	Van Amersfoort Racing	NLD	R	16	1:33.071	11	1:33.190	10	1:33.376	13	1:33.484	12	1:33.928	5
22	21	Axel Gnos	CHE	G4 Racing	CHE			1:33.800	5	1:34.119	8	2:04.146	1	2:07.507	7	2:17.893	4
23	4	Victor Bernier	FRA	R-Ace GP	ITA			1:55.712	1	2:21.372	4	2:36.233	3	2:45.953	2		
24	77	Andrea Rosso	ITA	Cram Motorsport Srl	ITA	R	17	1:59.278	1	2:45.124	2						
25	15	Piotr Wisnicki	POL	Jenzer Motorsport	CHE	R	18	2:01.540	1	2:44.938	2						
26	95	Vlad Lomko	RUS	US Racing	DEU	R	19	2:27.821	1								
27	11	Dexter Patterson	GBR	Bhaitech Srl	ITA	R	20										
28	27	Sebastian Freymuth	DEU	AS Motorsport	SVN												
29	66	Zdenek Chovanek	CZE	Bhaitech Srl	ITA	R	21										
30	78	Mateusz Kaprzyk	POL	Cram Motorsport Srl	ITA	R	22										

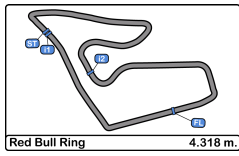




Red Bull Ring
F4 Italian Championship
Race - 1
Best 5 Top Speeds



Cls	N°	Driver	Nat	Competitor	Nat	Rookie	Cls	Top 1		Top 2		Top 3		Top 4		Top 5		Avg
								Km/h	Lap	Km/h	Lap	Km/h	Lap	Km/h	Lap	Km/h	Lap	
1	51	Francesco Pizzi	ITA	Van Amersfoort Racing	NLD	R	1	219.9	9	219.5	14	217.7	11	217.3	8	217.3	10	218.3
2	21	Axel Gnos	CHE	G4 Racing	CHE			219.5	5	218.6	9	215.1	8	214.7	1	145.9	4	202.7
3	71	Josef Knopp	CZE	BWT Muecke Motorsport	DEU	R	2	219.5	16	218.1	8	217.7	11	217.7	18	216.8	10	218.0
4	6	Sebastian Montoya	COL	Prema Powerteam	ITA	R	3	218.6	11	217.7	10	217.7	12	217.3	5	217.3	14	217.7
5	7	Dino Beganovic	SW	Prema Powerteam	ITA	R	4	218.6	14	216.8	13	216.0	9	216.0	18	215.1	11	216.5
6	13	Jasin Ferati	CHE	Jenzer Motorsport	CHE	R	5	218.1	8	216.4	14	215.1	13	214.7	11	214.7	12	215.8
7	52	Jak Crawford	USA	Van Amersfoort Racing	NLD			218.1	18	217.3	17	216.4	16	215.5	13	215.5	14	216.6
8	72	Leonardo Fornaroli	ITA	Iron Lynx Srl	ITA	R	6	218.1	11	217.7	10	216.8	9	216.4	8	216.4	12	217.1
9	87	Oliver Bearman	GBR	US Racing	DEU	R	7	217.7	5	217.3	8	216.8	9	216.8	10	215.5	13	216.8
10	17	Jonny Edgar	GBR	Van Amersfoort Racing	NLD			217.3	8	216.8	9	216.8	12	216.4	10	216.0	11	216.6
11	35	Delli Guanti Pietro	ITA	BVM Racing	ITA	R	8	217.3	11	216.4	12	215.5	9	214.7	5	214.2	8	215.6
12	48	Jesse Salmenautio	FIN	Bhaitech Srl	ITA			216.8	9	216.8	18	216.4	8	215.5	17	215.1	13	216.1
13	79	Markogiannis Georgios	GRE	Cram Motorsport Srl	ITA	R	9	216.8	14	216.4	8	216.4	10	216.0	13	215.1	5	216.1
14	88	Hamda Al Qubaisi	UAE	Abu Dhabi Racing	UAE	R	10	216.4	10	216.0	1	216.0	11	216.0	12	215.1	13	215.9
15	3	Smal Kyrill	RUS	R-Ace GP	ITA			216.0	1	216.0	5	215.1	15	212.5	8	212.5	10	214.4
16	4	Victor Bernier	FRA	R-Ace GP	ITA			216.0	1	213.8	5	141.7	4	61.2	3	54.9	2	137.5
17	29	Joshua Durksen	DEU	BWT Muecke Motorsport	DEU			216.0	18	214.2	17	213.8	10	213.8	11	213.8	14	214.3
18	46	Gabriele Mini	ITA	Prema Powerteam	ITA	R	11	215.5	11	215.1	10	215.1	13	214.7	16	214.7	17	215.0
19	85	Gabriel Bortoleto Oliverira	BRA	Prema Powerteam	ITA	R	12	215.5	1	214.7	17	214.2	9	214.2	16	213.4	5	214.4
20	8	Cenyu Han	CHN	Van Amersfoort Racing	NLD	R	13	215.1	1	214.2	8	213.8	10	213.8	14	211.7	11	213.7
21	19	Sebastian Ogaard	DNK	Bhaitech Srl	ITA	R	14	214.7	5	213.0	14	212.1	13	211.7	8	211.3	12	212.6
22	84	Francesco Simonazzi	ITA	Jenzer Motorsport	CHE	R	15	214.7	13	214.7	16	214.7	17	214.2	1	213.8	9	214.4
23	86	Bence Valint	HUN	Van Amersfoort Racing	NLD	R	16	214.2	13	214.2	15	213.8	17	213.8	18	213.4	11	213.9
24	95	Vlad Lomko	RUS	US Racing	DEU	R	17	212.5	1									212.5
25	27	Sebastian Freymuth	DEU	AS Motorsport	SVN			212.1	1									212.1
26	78	Mateusz Kaprzyk	POL	Cram Motorsport Srl	ITA	R	18	212.1	1									212.1
27	11	Dexter Patterson	GBR	Bhaitech Srl	ITA	R	19	211.7	1									211.7
28	77	Andrea Rosso	ITA	Cram Motorsport Srl	ITA	R	20	211.7	1	46.2	2	36.0	3					98.0
29	15	Piotr Wisnicki	POL	Jenzer Motorsport	CHE	R	21	210.5	1	40.0	2							125.2
30	66	Zdenek Chovanek	CZE	Bhaitech Srl	ITA	R	22	203.7	1									203.7

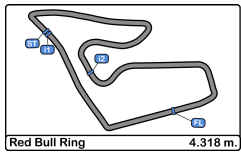


Red Bull Ring
F4 Italian Championship
Race - 1
Fastest Laps Sequence



Lap	Time of Day	Session Time	Nº	Driver	Nat	Competitor	Nat	Rookie	Time	Km/h
5	12:40:13.993	11:07.993	29	Joshua Durksen	DEU	BWT Muecke Motorsport	DEU		1:32.156	168.6
5	12:40:14.698	11:08.698	46	Gabriele Minì	ITA	Prema Powerteam	ITA	R	1:32.139	168.7
8	12:46:25.287	17:19.287	29	Joshua Durksen	DEU	BWT Muecke Motorsport	DEU		1:31.747	169.4
9	12:47:56.666	18:50.666	29	Joshua Durksen	DEU	BWT Muecke Motorsport	DEU		1:31.378	170.1
10	12:49:28.027	20:22.027	29	Joshua Durksen	DEU	BWT Muecke Motorsport	DEU		1:31.362	170.1
10	12:49:30.773	20:24.773	52	Jak Crawford	USA	Van Amersfoort Racing	NLD		1:31.323	170.2
11	12:50:59.258	21:53.258	29	Joshua Durksen	DEU	BWT Muecke Motorsport	DEU		1:31.230	170.3
12	12:52:30.390	23:24.390	29	Joshua Durksen	DEU	BWT Muecke Motorsport	DEU		1:31.133	170.5
13	12:54:01.420	24:55.420	29	Joshua Durksen	DEU	BWT Muecke Motorsport	DEU		1:31.029	170.7
14	12:55:32.373	26:26.373	29	Joshua Durksen	DEU	BWT Muecke Motorsport	DEU		1:30.953	170.9

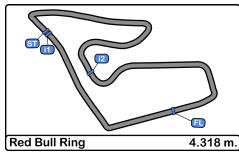




Red Bull Ring
F4 Italian Championship
Race - 1
Event Best Maximum Speed



Nº	Driver	Nat	Competitor	Nat	Rookie	Km/h	Session
88	Hamda Al Qubaisi	UAE	Abu Dhabi Racing	UAE	R	219.9	Qualifying - 2
51	Francesco Pizzi	ITA	Van Amersfoort Racing	NLD	R	219.9	Race - 1
77	Andrea Rosso	ITA	Cram Motorsport Srl	ITA	R	219.5	Qualifying - 1
21	Axel Gnos	CHE	G4 Racing	CHE		219.5	Race - 1
71	Josef Knopp	CZE	BWT Muecke Motorsport	DEU	R	219.5	Race - 1
46	Gabriele Mini	ITA	Prema Powerteam	ITA	R	218.6	Qualifying - 1
79	Markogiannis Georgios	GRE	Cram Motorsport Srl	ITA	R	218.6	Qualifying - 2
85	Gabriel Bortoleto Oliver	BRA	Prema Powerteam	ITA	R	218.6	Qualifying - 2
6	Sebastian Montoya	COL	Prema Powerteam	ITA	R	218.6	Race - 1
7	Dino Beganovic	SWE	Prema Powerteam	ITA	R	218.6	Race - 1
13	Jasin Ferati	CHE	Jenzer Motorsport	CHE	R	218.1	Race - 1
72	Leonardo Fornaroli	ITA	Iron Lynx Srl	ITA	R	218.1	Race - 1
52	Jak Crawford	USA	Van Amersfoort Racing	NLD		218.1	Race - 1
29	Joshua Durksen	DEU	BWT Muecke Motorsport	DEU		217.7	Free Practice - 1
11	Dexter Patterson	GBR	Bhaitech Srl	ITA	R	217.7	Qualifying - 2
87	Oliver Bearman	GBR	US Racing	DEU	R	217.7	Race - 1
17	Jonny Edgar	GBR	Van Amersfoort Racing	NLD		217.3	Race - 1
35	Delli Guanti Pietro	ITA	BVM Racing	ITA	R	217.3	Race - 1
48	Jesse Salmenautio	FIN	Bhaitech Srl	ITA		216.8	Qualifying - 2
8	Genyu Han	CHN	Van Amersfoort Racing	NLD	R	216.4	Qualifying - 2
4	Victor Bernier	FRA	R-Ace GP	ITA		216.0	Free Practice - 1
78	Mateusz Kaprzyk	POL	Cram Motorsport Srl	ITA	R	216.0	Qualifying - 1
95	Vlad Lomko	RUS	US Racing	DEU	R	216.0	Qualifying - 1
15	Piotr Wisnicki	POL	Jenzer Motorsport	CHE	R	216.0	Qualifying - 2
3	Smal Kyrill	RUS	R-Ace GP	ITA		216.0	Race - 1
84	Francesco Simonazzi	ITA	Jenzer Motorsport	CHE	R	215.5	Free Practice - 2
66	Zdenek Chovanek	CZE	Bhaitech Srl	ITA	R	215.1	Qualifying - 2
19	Sebastian Ogaard	DNK	Bhaitech Srl	ITA	R	214.7	Race - 1
86	Bence Valint	HUN	Van Amersfoort Racing	NLD	R	214.2	Race - 1
27	Sebastian Freymuth	DEU	AS Motorsport	SVN		213.8	Qualifying - 2



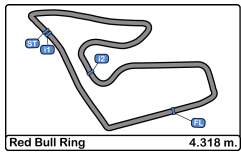
Red Bull Ring
F4 Italian Championship
Race - 1
Lap Chart



LAP

Nr	Pos	Grid	1	2	3	4	5	6	7	8	9	10	11	12	13	14	15	16	17	18
29	1	29	29	29	29	29	29	29	29	29	29	29	29	29	29	29	29	29	29	29
46	2	46	46	46	46	46	46	46	46	46	46	46	46	46	46	46	46	46	46	46
52	3	52	52	52	52	52	17	17	17	17	17	17	17	17	17	17	17	17	17	17
51	4	51	17	17	17	17	52	52	52	52	52	52	52	52	52	52	52	52	52	52
85	5	85	85	85	85	85	87	87	87	87	87	87	87	87	87	87	87	87	87	87
17	6	17	87	87	87	87	85	85	85	85	85	85	85	85	85	85	51	51	51	51
7	7	7	51	51	51	51	51	51	51	51	51	51	51	51	51	51	85	85	85	85
87	8	87	7	7	7	7	7	7	7	7	7	48	48	48	48	48	48	48	48	48
35	9	35	48	48	48	48	48	48	48	48	7	7	35	35	35	35	35	35	35	35
95	10	95	4	4	4	4	35	35	35	35	35	35	6	6	6	6	6	6	6	6
48	11	48	35	35	35	35	6	6	6	6	6	6	88	88	88	88	88	88	88	88
4	12	4	6	6	6	6	88	88	88	88	88	88	71	71	7	7	7	7	7	7
6	13	6	88	88	88	88	71	71	71	71	71	71	71	72	72	72	72	72	72	72
88	14	88	71	71	71	71	19	19	19	19	72	72	72	7	7	19	19	19	19	19
71	15	71	77	77	19	19	72	72	72	19	19	19	19	19	19	71	13	71	71	71
77	16	77	19	19	72	72	84	84	84	13	13	13	13	13	13	13	71	13	13	13
72	17	72	72	72	84	84	13	13	13	84	84	84	84	84	84	84	84	84	84	84
19	18	19	15	84	13	13	21	21	21	21	3	3	3	3	3	3	3	3	3	3
84	19	84	84	15	3	3	3	3	3	3	8	8	8	8	8	8	79	79	79	79
78	20	78	13	13	21	21	8	8	8	8	86	86	86	86	86	79	86	86	86	86
3	21	3	3	3	8	8	86	86	86	86	79	79	79	79	79	86	8	8	8	8
11	22	11	21	21	86	86	79	79	79	79	21									
15	23	15	8	8	79	79														
66	24	66	86	86																
21	25	21	79	79																
8	26	8	95																	
13	27	13																		
79	28	79																		
27	29	27																		
86	30	86																		

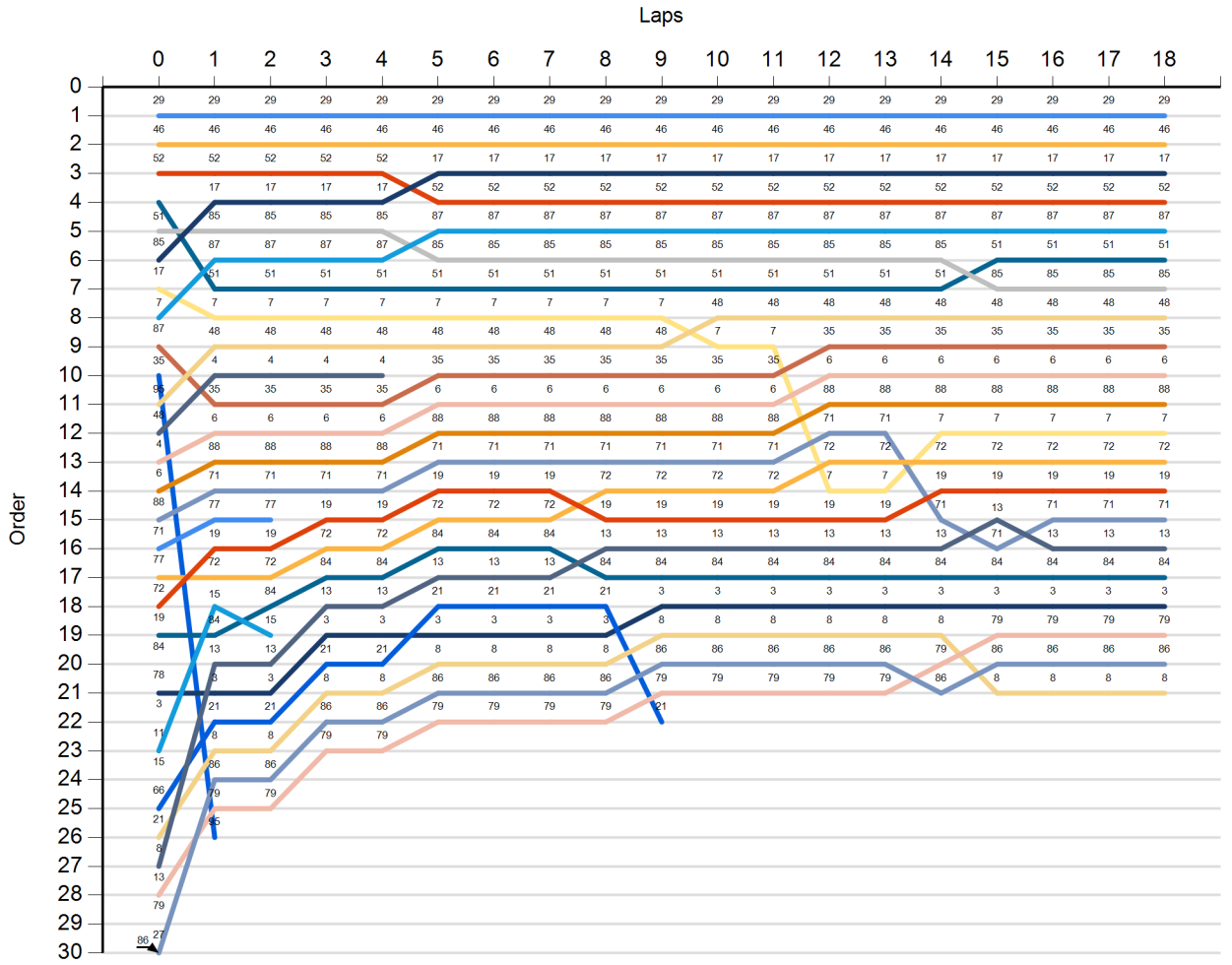


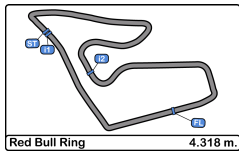


Red Bull Ring
F4 Italian Championship
Race - 1
Graphic Lap Chart



- 29
- 46
- 52
- 51
- 85
- 17
- 7
- 87
- 35
- 95
- 48
- 4
- 6
- 88
- 71
- 77
- 72
- 19
- 84
- 78
- 3
- 11
- 15
- 66
- 21
- 8
- 13
- 79
- 27
- 86



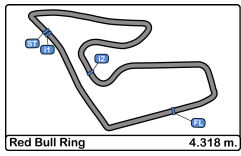


Red Bull Ring
F4 Italian Championship
Race - 1
Pit Stop Analysis



N°	In Day	Time	Driver	Nat	Competitor	Nat	In Time	Stop N°	Pit Time	Handicap	Penalty
----	--------	------	--------	-----	------------	-----	---------	---------	----------	----------	---------

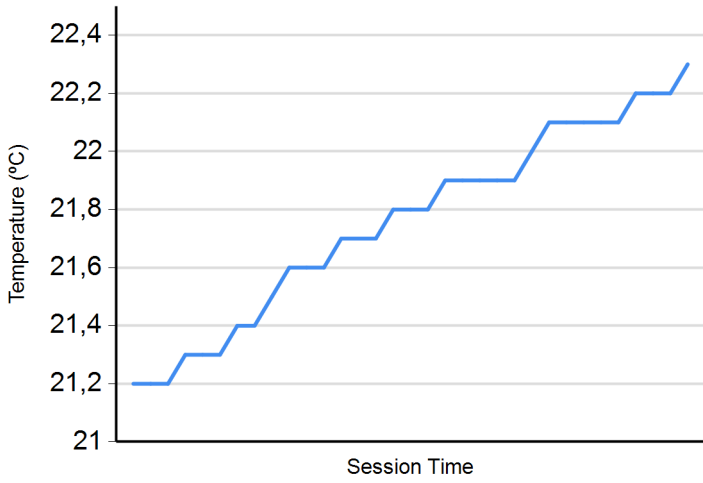




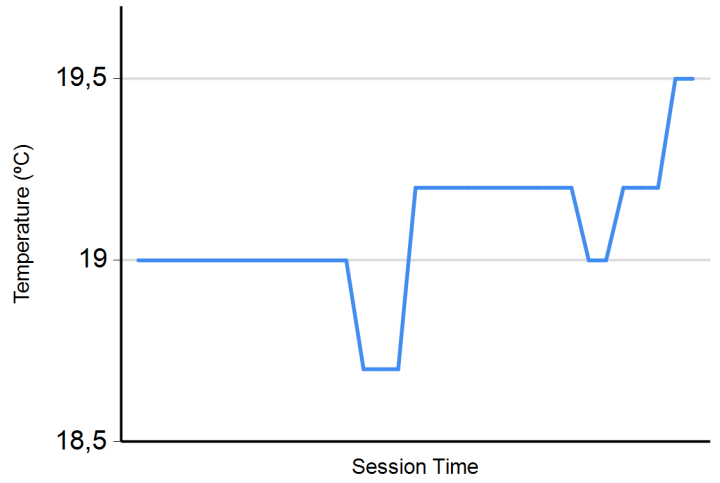
Red Bull Ring
F4 Italian Championship
Race - 1
Weather Report



Air Temperature



Track Temperature



Humidity

