

Red Bull Ring
F4 Italian Championship
Race - 2
Provisional Results




Cls	N°	Driver	Nat	Competitor	Nat	Rookie	Cls	Laps	Total Time	Gap	Interval	Km/h	Best	Time	Km/h
1	52	Jak Crawford	USA	Van Amersfoort Racing	NLD			20	31:48.694			162.8	15	1:31.360	170.1
2	87	Oliver Bearman	GBR	US Racing	DEU	R	1	20	31:50.275	1.581	1.581	162.7	8	1:31.442	169.9
3	46	Gabriele Minì	ITA	Prema Powerteam	ITA	R	2	20	31:52.949	4.255	2.674	162.5	15	1:31.499	169.8
4	17	Jonny Edgar	GBR	Van Amersfoort Racing	NLD			20	31:57.185	8.491	4.236	162.1	10	1:31.459	169.9
5	7	Dino Beganovic	SW	Prema Powerteam	ITA	R	3	20	31:57.480	8.786	0.295	162.1	12	1:31.307	170.2
6	35	Delli Guanti Pietro	ITA	BVM Racing	ITA	R	4	20	32:06.510	17.816	9.030	161.3	8	1:31.978	169.0
7	85	Gabriel Bortoletto	BRA	Prema Powerteam	ITA	R	5	20	32:07.752	19.058	1.242	161.2	9	1:31.850	169.2
8	51	Francesco Pizzi	ITA	Van Amersfoort Racing	NLD	R	6	20	32:12.206	23.512	4.454	160.9	10	1:31.698	169.5
9	77	Andrea Rosso	ITA	Cram Motorsport Srl	ITA	R	7	20	32:17.440	28.746	5.234	160.4	12	1:32.463	168.1
10	4	Victor Bernier	FRA	R-Ace GP	ITA			20	32:17.843	29.149	0.403	160.4	16	1:32.444	168.1
11	48	Jesse Salmenautio	FIN	Bhaitech Srl	ITA			20	32:17.945	29.251	0.102	160.4	11	1:31.883	169.1
12	15	Piotr Wisnicki	POL	Jenzer Motorsport	CHE	R	8	20	32:18.826	30.132	0.881	160.3	14	1:32.486	168.0
13	19	Sebastian Ogaard	DNK	Bhaitech Srl	ITA	R	9	20	32:19.599	30.905	0.773	160.2	13	1:32.272	168.4
14	71	Josef Knopp	CZE	BWT Muecke Motorsport	DEU	R	10	20	32:22.317	33.623	2.718	160.0	17	1:32.491	168.0
15	29	Joshua Durksen	DEU	BWT Muecke Motorsport	DEU			20	32:22.744	34.050	0.427	160.0	12	1:31.517	169.8
16	11	Dexter Patterson	GBR	Bhaitech Srl	ITA	R	11	20	32:24.958	36.264	2.214	159.8	15	1:32.483	168.0
17	21	Axel Gnos	CHE	G4 Racing	CHE			20	32:25.820	37.126	0.862	159.7	17	1:32.321	168.3
18	27	Sebastian Freymuth	DEU	AS Motorsport	SVN			20	32:28.278	39.584	2.458	159.5	9	1:32.371	168.2
19	88	Hamda Al Qubaisi	UAE	Abu Dhabi Racing	UAE	R	12	20	32:28.717	40.023	0.439	159.5	12	1:32.191	168.6
20	78	Mateusz Kaprzyk	POL	Cram Motorsport Srl	ITA	R	13	20	32:30.685	41.991	1.968	159.3	17	1:33.079	167.0
21	84	Francesco Simonazzi	ITA	Jenzer Motorsport	CHE	R	14	20	32:38.898	50.204	8.213	158.7	14	1:32.419	168.1
22	13	Jasin Ferati	CHE	Jenzer Motorsport	CHE	R	15	20	33:14.543	1:25.849	35.645	155.8	13	1:32.626	167.8
23	8	Cenyu Han	CHN	Van Amersfoort Racing	NLD	R	16	20	33:17.012	1:28.318	2.469	155.6	14	1:32.555	167.9
24	86	Bence Valint	HUN	Van Amersfoort Racing	NLD	R	17	19	30:48.314	1 Lap	1 Lap	159.7	15	1:32.378	168.2
25	3	Smal Kyrill	RUS	R-Ace GP	ITA			19	30:48.425	1 Lap	0.111	159.7	17	1:32.403	168.2
26	72	Leonardo Fornaroli	ITA	Iron Lynx Srl	ITA	R	18	19	32:28.789	1 Lap	1:40.364	151.5	16	1:31.892	169.1
27	66	Zdenek Chovanek	CZE	Bhaitech Srl	ITA	R	19	18	29:13.931	2 Laps	1 Lap	159.5	14	1:32.601	167.8
28	6	Sebastian Montoya	COL	Prema Powerteam	ITA	R	20	18	29:20.496	2 Laps	6.565	158.9	11	1:32.017	168.9
Not classified: (Requirements: 70% of number laps of leader = 14 Laps)															
	79	Markogiannis Georgios	GRE	Cram Motorsport Srl	ITA	R	21	2	3:18.997	18 Laps	16 Laps	156.2	2	1:34.761	164.0

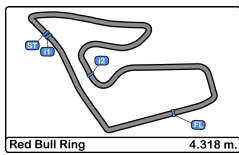
Fastest lap Dino Beganovic in 1:31.307 at 170.2 Km/h in lap 12

Published at:.....

Track Temp: **18.0 °C** Air Temp: **19.2 °C** Humidity: **75 %** Track Status: **DRY**

Stewards:	Race Director:	Timekeeper: 
------------------	-----------------------	-------------------------------------------------------------------------------------------------------------





Red Bull Ring
F4 Italian Championship
Race - 2
Provisional Results by Class



Clas	Nº	Driver	Nat	Competitor	Nat	Rookie	Cls	Laps	Total Time	Gap	Interval	Km/h	Best	Time	Km/h
1	52	Jak Crawford	USA	Van Amersfoort Racing				20	31:48.694			162.8	15	1:31.360	170.1
2	17	Jonny Edgar	GBR	Van Amersfoort Racing				20	31:57.185	8.491	8.491	162.1	10	1:31.459	169.9
3	4	Victor Bernier	FRA	R-Ace GP				20	32:17.843	29.149	20.658	160.4	16	1:32.444	168.1
4	48	Jesse Salmenautio	FIN	Bhaitech Srl				20	32:17.945	29.251	0.102	160.4	11	1:31.883	169.1
5	29	Joshua Durksen	DEU	BWT Muecke Motorsport				20	32:22.744	34.050	4.799	160.0	12	1:31.517	169.8
6	21	Axel Gnos	CHE	G4 Racing				20	32:25.820	37.126	3.076	159.7	17	1:32.321	168.3
7	27	Sebastian Freymuth	DEU	AS Motorsport				20	32:28.278	39.584	2.458	159.5	9	1:32.371	168.2
8	3	Smal Kyrill	RUS	R-Ace GP				19	30:48.425	1 Lap	1 Lap	159.7	17	1:32.403	168.2
Rookie															
1	87	Oliver Bearman	GBR	US Racing		R	1	20	31:50.275			162.7	8	1:31.442	169.9
2	46	Gabriele Mini	ITA	Prema Powerteam		R	2	20	31:52.949	4.255	2.674	162.5	15	1:31.499	169.8
3	7	Dino Beganovic	SW	Prema Powerteam		R	3	20	31:57.480	8.786	4.531	162.1	12	1:31.307	170.2
4	35	Delli Guanti Pietro	ITA	BVM Racing		R	4	20	32:06.510	17.816	9.030	161.3	8	1:31.978	169.0
5	85	Gabriel Bortoleto	BRA	Prema Powerteam		R	5	20	32:07.752	19.058	1.242	161.2	9	1:31.850	169.2
6	51	Francesco Pizzi	ITA	Van Amersfoort Racing		R	6	20	32:12.206	23.512	4.454	160.9	10	1:31.698	169.5
7	77	Andrea Rosso	ITA	Cram Motorsport Srl		R	7	20	32:17.440	28.746	5.234	160.4	12	1:32.463	168.1
8	15	Piotr Wisnicki	POL	Jenzer Motorsport		R	8	20	32:18.826	30.132	1.386	160.3	14	1:32.486	168.0
9	19	Sebastian Ogaard	DNK	Bhaitech Srl		R	9	20	32:19.599	30.905	0.773	160.2	13	1:32.272	168.4
10	71	Josef Knopp	CZE	BWT Muecke Motorsport		R	10	20	32:22.317	33.623	2.718	160.0	17	1:32.491	168.0
11	11	Dexter Patterson	GBR	Bhaitech Srl		R	11	20	32:24.958	36.264	2.641	159.8	15	1:32.483	168.0
12	88	Hamda Al Qubaisi	UAE	Abu Dhabi Racing		R	12	20	32:28.717	40.023	3.759	159.5	12	1:32.191	168.6
13	78	Mateusz Kaprzyk	POL	Cram Motorsport Srl		R	13	20	32:30.685	41.991	1.968	159.3	17	1:33.079	167.0
14	84	Francesco Simonazzi	ITA	Jenzer Motorsport		R	14	20	32:38.898	50.204	8.213	158.7	14	1:32.419	168.1
15	13	Jasin Ferati	CHE	Jenzer Motorsport		R	15	20	33:14.543	1:25.849	35.645	155.8	13	1:32.626	167.8
16	8	Cenyu Han	CHN	Van Amersfoort Racing		R	16	20	33:17.012	1:28.318	2.469	155.6	14	1:32.555	167.9
17	86	Bence Valint	HUN	Van Amersfoort Racing		R	17	19	30:48.314	1 Lap	1 Lap	159.7	15	1:32.378	168.2
18	72	Leonardo Fornaroli	ITA	Iron Lynx Srl		R	18	19	32:28.789	1 Lap	1:40.475	151.5	16	1:31.892	169.1
19	66	Zdenek Chovanek	CZE	Bhaitech Srl		R	19	18	29:13.931	2 Laps	1 Lap	159.5	14	1:32.601	167.8
20	6	Sebastian Montoya	COL	Prema Powerteam		R	20	18	29:20.496	2 Laps	6.565	158.9	11	1:32.017	168.9
Not classified: (Requirements: 70% of number laps of leader = 14 Laps)															
	79	Markogiannis	GRE	Cram Motorsport Srl		R	21	2	3:18.997	18 Laps	16 Laps	156.2	2	1:34.761	164.0

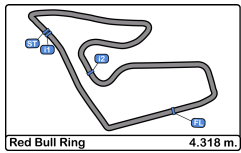
Fastest lap Dino Beganovic in 1:31.307 at 170.2 Km/h in lap 12

Published at:.....

Track Temp: **18.0 °C** Air Temp: **19.2 °C** Humidity: **75 %** Track Status: **DRY**

Stewards:	Race Director:	Timekeeper:
------------------	-----------------------	------------------------



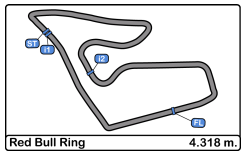


Red Bull Ring
F4 Italian Championship
Race - 2



Provisional Classification by Driver Fastest Lap

Cls	Nº	Driver	Nat	Competitor	Nat	Rookie	Cls	Laps	Best	Time	Gap	Interval	Km/h
1	7	Dino Beganovic	SWE	Prema Powerteam	ITA	R	1	20	12	1:31.307			170.2
2	52	Jak Crawford	USA	Van Amersfoort Racing	NLD			20	15	1:31.360	0.053	0.053	170.1
3	87	Oliver Bearman	GBR	US Racing	DEU	R	2	20	8	1:31.442	0.135	0.082	169.9
4	17	Jonny Edgar	GBR	Van Amersfoort Racing	NLD			20	10	1:31.459	0.152	0.017	169.9
5	46	Gabriele Mini	ITA	Prema Powerteam	ITA	R	3	20	15	1:31.499	0.192	0.040	169.8
6	29	Joshua Durksen	DEU	BWT Muecke Motorsport	DEU			20	12	1:31.517	0.210	0.018	169.8
7	51	Francesco Pizzi	ITA	Van Amersfoort Racing	NLD	R	4	20	10	1:31.698	0.391	0.181	169.5
8	85	Gabriel Bortoletto Oliverir	BRA	Prema Powerteam	ITA	R	5	20	9	1:31.850	0.543	0.152	169.2
9	48	Jesse Salmenautio	FIN	Bhaitech Srl	ITA			20	11	1:31.883	0.576	0.033	169.1
10	72	Leonardo Fornaroli	ITA	Iron Lynx Srl	ITA	R	6	19	16	1:31.892	0.585	0.009	169.1
11	35	Delli Guanti Pietro	ITA	BVM Racing	ITA	R	7	20	8	1:31.978	0.671	0.086	169.0
12	6	Sebastian Montoya	COL	Prema Powerteam	ITA	R	8	18	11	1:32.017	0.710	0.039	168.9
13	88	Hamda Al Qubaisi	UAE	Abu Dhabi Racing	UAE	R	9	20	12	1:32.191	0.884	0.174	168.6
14	19	Sebastian Ogaard	DNK	Bhaitech Srl	ITA	R	10	20	13	1:32.272	0.965	0.081	168.4
15	21	Axel Gnos	CHE	G4 Racing	CHE			20	17	1:32.321	1.014	0.049	168.3
16	27	Sebastian Freymuth	DEU	AS Motorsport	SVN			20	9	1:32.371	1.064	0.050	168.2
17	86	Bence Valint	HUN	Van Amersfoort Racing	NLD	R	11	19	15	1:32.378	1.071	0.007	168.2
18	3	Smal Kyrill	RUS	R-Ace GP	ITA			19	17	1:32.403	1.096	0.025	168.2
19	84	Francesco Simonazzi	ITA	Jenzer Motorsport	CHE	R	12	20	14	1:32.419	1.112	0.016	168.1
20	4	Victor Bernier	FRA	R-Ace GP	ITA			20	16	1:32.444	1.137	0.025	168.1
21	77	Andrea Rosso	ITA	Cram Motorsport Srl	ITA	R	13	20	12	1:32.463	1.156	0.019	168.1
22	11	Dexter Patterson	GBR	Bhaitech Srl	ITA	R	14	20	15	1:32.483	1.176	0.020	168.0
23	15	Piotr Wisnicki	POL	Jenzer Motorsport	CHE	R	15	20	14	1:32.486	1.179	0.003	168.0
24	71	Josef Knopp	CZE	BWT Muecke Motorsport	DEU	R	16	20	17	1:32.491	1.184	0.005	168.0
25	8	Cenyu Han	CHN	Van Amersfoort Racing	NLD	R	17	20	14	1:32.555	1.248	0.064	167.9
26	66	Zdenek Chovanek	CZE	Bhaitech Srl	ITA	R	18	18	14	1:32.601	1.294	0.046	167.8
27	13	Jasin Ferati	CHE	Jenzer Motorsport	CHE	R	19	20	13	1:32.626	1.319	0.025	167.8
28	78	Mateusz Kaprzyk	POL	Cram Motorsport Srl	ITA	R	20	20	17	1:33.079	1.772	0.453	167.0
29	79	Markogiannis Georgios	GRE	Cram Motorsport Srl	ITA	R	21	2	2	1:34.761	3.454	1.682	164.0

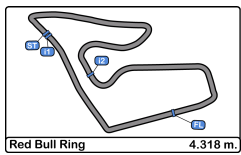


Red Bull Ring
F4 Italian Championship
Race - 2
Distance and Speed Average



Cls	Nº	Driver	Nat	Competitor	Nat	Rookie	Cls	Laps	Distance	Total Time	Km/h
1	52	Jak Crawford	USA	Van Amersfoort Racing	NLD			20	86.36	31:48.694	162.8
2	87	Oliver Bearman	GBR	US Racing	DEU	R	1	20	86.36	31:50.275	162.7
3	46	Gabriele Mini	ITA	Prema Powerteam	ITA	R	2	20	86.36	31:52.949	162.5
4	17	Jonny Edgar	GBR	Van Amersfoort Racing	NLD			20	86.36	31:57.185	162.1
5	7	Dino Beganovic	SWE	Prema Powerteam	ITA	R	3	20	86.36	31:57.480	162.1
6	35	Delli Guanti Pietro	ITA	BVM Racing	ITA	R	4	20	86.36	32:06.510	161.3
7	85	Gabriel Bortoletto Oliverira	BRA	Prema Powerteam	ITA	R	5	20	86.36	32:07.752	161.2
8	51	Francesco Pizzi	ITA	Van Amersfoort Racing	NLD	R	6	20	86.36	32:12.206	160.9
9	77	Andrea Rosso	ITA	Cram Motorsport Srl	ITA	R	7	20	86.36	32:17.440	160.4
10	4	Victor Bernier	FRA	R-Ace GP	ITA			20	86.36	32:17.843	160.4
11	48	Jesse Salmenautio	FIN	Bhaitech Srl	ITA			20	86.36	32:17.945	160.4
12	15	Piotr Wisnicki	POL	Jenzer Motorsport	CHE	R	8	20	86.36	32:18.826	160.3
13	19	Sebastian Ogaard	DNK	Bhaitech Srl	ITA	R	9	20	86.36	32:19.599	160.2
14	71	Josef Knopp	CZE	BWT Muecke Motorsport	DEU	R	10	20	86.36	32:22.317	160.0
15	29	Joshua Durksen	DEU	BWT Muecke Motorsport	DEU			20	86.36	32:22.744	160.0
16	11	Dexter Patterson	GBR	Bhaitech Srl	ITA	R	11	20	86.36	32:24.958	159.8
17	21	Axel Gnos	CHE	G4 Racing	CHE			20	86.36	32:25.820	159.7
18	27	Sebastian Freymuth	DEU	AS Motorsport	SVN			20	86.36	32:28.278	159.5
19	88	Hamda Al Qubaisi	UAE	Abu Dhabi Racing	UAE	R	12	20	86.36	32:28.717	159.5
20	78	Mateusz Kaprzyk	POL	Cram Motorsport Srl	ITA	R	13	20	86.36	32:30.685	159.3
21	84	Francesco Simonazzi	ITA	Jenzer Motorsport	CHE	R	14	20	86.36	32:38.898	158.7
22	13	Jasin Ferati	CHE	Jenzer Motorsport	CHE	R	15	20	86.36	33:14.543	155.8
23	8	Cenyu Han	CHN	Van Amersfoort Racing	NLD	R	16	20	86.36	33:17.012	155.6
24	86	Bence Valint	HUN	Van Amersfoort Racing	NLD	R	17	19	82.04	30:48.314	159.7
25	3	Smal Kyrill	RUS	R-Ace GP	ITA			19	82.04	30:48.425	159.7
26	72	Leonardo Fornaroli	ITA	Iron Lynx Srl	ITA	R	18	19	82.04	32:28.789	151.5
27	66	Zdenek Chovanek	CZE	Bhaitech Srl	ITA	R	19	18	77.72	29:13.931	159.5
28	6	Sebastian Montoya	COL	Prema Powerteam	ITA	R	20	18	77.72	29:20.496	158.9
Not classified: (Requirements: 70% of number laps of leader = 14 Laps)											
	79	Markogiannis Georgios	GRE	Cram Motorsport Srl	ITA	R	21	2	08.63	3:18.997	156.2





Red Bull Ring
F4 Italian Championship
Race - 2
Lap Analysis



3

Smal Kyrill

Tatuus F.4 T014 Abarth

6

Sebastian Montoya

Tatuus F.4 T014 Abarth

R-Ace GP

R

Prema Powerteam

Lap	D	Time	Sector 1	Sector 2	Sector 3	T. Spd	Elapsed	Lap	D	Time	Sector 1	Sector 2	Sector 3	T. Spd	Elapsed
1		1:43.501	31.963	43.005	28.533	212.5	1:43.501	1		1:39.107	28.418	42.327	28.362	216.0	1:39.107
2		1:34.566	23.880	42.215	28.471	218.6	3:18.067	2		1:35.322	24.748	42.415	28.159	208.4	3:14.429
3		1:50.925	23.679	57.567	29.679	213.4	5:08.992	3		1:39.679	23.647	42.031	34.001	216.8	4:54.108
4		2:21.897	33.625	1:08.253	40.019	72.8	7:30.889	4		2:31.724	37.242	1:11.207	43.275	85.3	7:25.832
5		1:35.369	24.204	43.037	28.128	213.8	9:06.258	5		1:34.095	23.639	42.546	27.910	216.4	8:59.927
6		1:33.229	23.620	41.700	27.909	213.8	10:39.487	6		1:33.352	23.576	41.089	28.687	215.1	10:33.279
7		1:33.408	23.587	42.107	27.714	214.7	12:12.895	7		1:34.090	23.853	42.327	27.910	214.2	12:07.369
8		1:32.539	23.505	41.265	27.769	213.8	13:45.434	8		1:32.581	23.677	41.337	27.567	211.3	13:39.950
9		1:32.780	23.482	41.491	27.807	215.5	15:18.214	9		1:32.200	23.604	41.162	27.434	210.1	15:12.150
10		1:33.546	23.590	42.050	27.906	214.2	16:51.760	10		1:32.362	23.577	41.382	27.403	210.1	16:44.512
11		1:34.240	23.469	41.849	28.922	215.5	18:26.000	11		1:32.017	23.555	41.019	27.443	210.9	18:16.529
12		1:33.763	24.007	41.719	28.037	215.1	19:59.763	12		1:32.265	23.563	41.131	27.571	211.7	19:48.794
13		1:33.007	23.628	41.553	27.826	213.4	21:32.770	13		1:32.435	23.497	41.343	27.595	211.7	21:21.229
14		1:32.652	23.549	41.198	27.905	213.4	23:05.422	14		1:32.632	23.743	41.451	27.438	210.1	22:53.861
15		1:32.580	23.586	41.157	27.837	212.5	24:38.002	15		1:32.244	23.447	40.946	27.851	212.1	24:26.105
16		1:32.708	23.506	41.471	27.731	211.7	26:10.710	16		1:34.295	23.539	42.060	28.696	213.0	26:00.400
17		1:32.403	23.510	41.347	27.546	211.7	27:43.113	17		1:35.420	23.578	42.430	29.412	217.3	27:35.820
18		1:32.464	23.536	41.336	27.592	210.9	29:15.577	18		1:44.676 P	24.005	44.718	35.953	215.1	29:20.496
19		1:32.848	23.637	41.436	27.775	212.5	30:48.425								
20		24.315			213.4										

7

Dino Beganovic

Tatuus F.4 T014 Abarth

R

Prema Powerteam

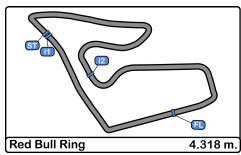
4

Victor Bernier

R-Ace GP

Lap	D	Time	Sector 1	Sector 2	Sector 3	T. Spd	Elapsed	Lap	D	Time	Sector 1	Sector 2	Sector 3	T. Spd	Elapsed
								1		1:37.990	27.650	42.320	28.020	215.5	1:37.990
								2		1:33.449	23.508	41.789	28.152	216.8	3:11.439
1		1:40.590	30.012	42.222	28.356	215.1	1:40.590	3		1:39.007	23.833	41.828	33.346	215.5	4:50.446
2		1:34.507	24.016	42.306	28.185	213.0	3:15.097	4		2:34.016	38.519	1:11.557	43.940	93.2	7:24.462
3		1:40.952	23.537	41.978	35.437	216.4	4:56.049	5		1:32.773	23.432	41.536	27.805	215.1	8:57.235
4		2:30.414	36.667	1:10.704	43.043	86.3	7:26.463	6		1:32.192	23.397	41.253	27.542	216.8	10:29.427
5		1:34.034	23.930	42.197	27.907	210.9	9:00.497	7		1:32.654	23.322	41.908	27.424	216.8	12:02.081
6		1:32.975	23.511	41.207	28.257	214.7	10:33.472	8		1:31.790	23.316	40.920	27.554	214.2	13:33.871
7		1:35.395	24.045	42.379	28.971	213.8	12:08.867	9		1:32.009	23.479	41.213	27.317	212.1	15:05.880
8		1:33.544	23.626	42.010	27.908	216.4	13:42.411	10		1:31.730	23.291	41.007	27.432	213.0	16:37.610
9		1:32.902	23.482	41.440	27.980	214.2	15:15.313	11		1:31.640	23.357	40.871	27.412	213.4	18:09.250
10		1:32.773	23.447	41.367	27.959	213.4	16:48.086	12		1:31.307	23.258	40.786	27.263	214.2	19:40.557
11		1:32.730	23.516	41.276	27.938	213.0	18:20.816	13		1:31.785	23.267	40.960	27.558	214.7	21:12.342
12		1:32.779	23.429	41.258	28.092	214.2	19:53.595	14		1:32.271	23.268	41.340	27.663	216.4	22:44.613
13		1:32.549	23.495	41.249	27.805	213.8	21:26.144	15		1:32.042	23.338	41.129	27.575	216.0	24:16.655
14		1:32.542	23.484	41.140	27.918	213.8	22:58.686	16		1:32.001	23.347	40.994	27.660	216.4	25:48.656
15		1:32.656	23.610	41.320	27.726	213.4	24:31.342	17		1:32.171	23.432	41.146	27.593	215.1	27:20.827
16		1:32.444	23.471	41.342	27.631	213.4	26:03.786	18		1:32.130	23.327	41.178	27.625	215.1	28:52.957
17		1:33.264	23.292	42.074	27.898	216.8	27:37.050	19		1:32.351	23.338	41.392	27.621	214.2	30:25.308
18		1:34.733	23.623	42.849	28.261	215.5	29:11.783	20		1:32.172	23.399	41.036	27.737	214.7	31:57.480
19		1:32.637	23.635	41.383	27.619	211.3	30:44.420								
20		1:33.423	23.631	41.608	28.184	210.5	32:17.843								





Red Bull Ring
F4 Italian Championship
Race - 2
Lap Analysis



8

Cenyu Han

Tatuus F.4 T014 Abarth

13

Jasin Ferati

Tatuus F.4 T014 Abarth

R

Van Amersfoort Racing

R

Jenzer Motorsport

Lap	D	Time	Sector 1	Sector 2	Sector 3	T. Spd	Elapsed	Lap	D	Time	Sector 1	Sector 2	Sector 3	T. Spd	Elapsed
1		1:44.992	32.875	43.233	28.884	212.5	1:44.992	1		1:42.607	31.142	43.292	28.173	214.2	1:42.607
2		1:34.998	24.126	42.612	28.260	216.8	3:19.990	2		1:36.141	24.486	43.344	28.311	213.8	3:18.748
3		1:44.449	23.588	44.265	36.596	217.7	5:04.439	3		1:43.794	23.425	45.220	35.149	218.1	5:02.542
4		2:25.913	36.063	1:08.497	41.353	69.0	7:30.352	4		2:33.011 P	36.268	1:09.047	47.696	75.3	7:35.553
5		1:34.403	24.426	41.927	28.050	211.3	9:04.755	5		2:24.348	1:14.183	42.031	28.134	204.9	9:59.901
6		1:41.010 P	23.773	41.388	35.849	212.1	10:45.765	6		1:33.546	24.007	41.682	27.857	208.0	11:33.447
7		2:14.155	1:04.341	41.898	27.916	206.1	12:59.920	7		1:33.216	23.792	41.684	27.740	208.8	13:06.663
8		1:33.068	23.798	41.467	27.803	208.8	14:32.988	8		1:32.819	23.762	41.458	27.599	208.4	14:39.482
9		1:33.105	23.641	41.709	27.755	209.3	16:06.093	9		1:32.697	23.764	41.405	27.528	207.6	16:12.179
10		1:40.093	23.724	41.520	34.849	209.3	17:46.186	10		1:32.632	23.679	41.310	27.643	209.3	17:44.811
11		1:33.976	24.713	41.465	27.798	209.7	19:20.162	11		1:32.834	23.790	41.541	27.503	208.4	19:17.645
12		1:33.260	23.596	41.430	28.234	210.9	20:53.422	12		1:32.772	23.710	41.449	27.613	208.8	20:50.417
13		1:32.756	23.633	41.388	27.735	210.9	22:26.178	13		1:32.626	23.717	41.408	27.501	208.4	22:23.043
14		1:32.555	23.652	41.169	27.734	210.5	23:58.733	14		1:32.706	23.724	41.446	27.536	208.0	23:55.749
15		1:32.840	23.717	41.267	27.856	210.5	25:31.573	15		1:33.016	23.700	41.598	27.718	208.8	25:28.765
16		1:32.946	23.782	41.440	27.724	210.5	27:04.519	16		1:33.065	23.730	41.658	27.677	208.4	27:01.830
17		1:32.726	23.562	41.444	27.720	210.1	28:37.245	17		1:33.032	23.658	41.615	27.759	208.0	28:34.862
18		1:32.826	23.630	41.434	27.762	210.9	30:10.071	18		1:32.912	23.729	41.477	27.706	208.4	30:07.774
19		1:33.034	23.609	41.436	27.989	211.7	31:43.105	19		1:32.956	23.772	41.517	27.667	208.4	31:40.730
20		1:33.907	23.508	42.556	27.843	210.9	33:17.012	20		1:33.813	23.731	41.922	28.160	208.8	33:14.543

11

Dexter Patterson

Tatuus F.4 T014 Abarth

15

Piotr Wisnicki

Tatuus F.4 T014 Abarth

R

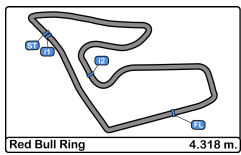
Bhaitech Srl

R

Jenzer Motorsport

Lap	D	Time	Sector 1	Sector 2	Sector 3	T. Spd	Elapsed	Lap	D	Time	Sector 1	Sector 2	Sector 3	T. Spd	Elapsed
1		1:44.184	31.605	43.504	29.075	210.5	1:44.184	1		1:42.222	30.421	43.228	28.573	213.8	1:42.222
2		1:35.127	24.101	42.550	28.476	217.7	3:19.311	2		1:34.343	24.514	42.032	27.797	209.7	3:16.565
3		1:41.464	23.492	42.288	35.684	215.5	5:00.775	3		1:41.752	23.578	41.516	36.658	213.0	4:58.317
4		2:27.972	36.595	1:09.544	41.833	76.8	7:28.747	4		2:29.709	36.632	1:09.965	43.112	88.5	7:28.026
5		1:34.714	24.273	42.275	28.166	213.8	9:03.461	5		1:33.585	23.723	41.927	27.935	215.5	9:01.611
6		1:33.149	23.540	41.709	27.900	216.4	10:36.610	6		1:32.559	23.459	41.199	27.901	216.4	10:34.170
7		1:34.195	23.469	41.972	28.754	216.0	12:10.805	7		1:34.459	23.768	42.605	28.086	217.3	12:08.629
8		1:33.382	23.597	41.492	28.293	215.5	13:44.187	8		1:33.203	23.656	41.775	27.772	216.8	13:41.832
9		1:33.370	23.444	42.046	27.880	216.4	15:17.557	9		1:32.969	23.612	41.578	27.779	213.8	15:14.801
10		1:33.829	23.480	42.460	27.889	214.7	16:51.386	10		1:32.600	23.538	41.303	27.759	214.2	16:47.401
11		1:33.590	23.511	41.759	28.320	215.1	18:24.976	11		1:32.780	23.481	41.562	27.737	215.1	18:20.181
12		1:32.830	23.583	41.406	27.841	215.5	19:57.806	12		1:32.849	23.463	41.628	27.758	216.4	19:53.030
13		1:32.728	23.581	41.235	27.912	213.0	21:30.534	13		1:32.635	23.518	41.446	27.671	214.7	21:25.665
14		1:32.679	23.571	41.281	27.827	213.0	23:03.213	14		1:32.486	23.470	41.380	27.636	214.7	22:58.151
15		1:32.483	23.560	41.271	27.652	212.5	24:35.696	15		1:32.624	23.519	41.368	27.737	214.7	24:30.775
16		1:32.604	23.600	41.295	27.709	212.1	26:08.300	16		1:32.596	23.372	41.447	27.777	214.7	26:03.371
17		1:32.811	23.553	41.503	27.755	213.4	27:41.111	17		1:33.275	23.480	41.966	27.829	215.5	27:36.646
18		1:33.085	23.593	41.101	28.391	213.0	29:14.196	18		1:35.516	23.740	43.338	28.438	218.1	29:12.162
19		1:33.810	23.484	41.654	28.672	216.4	30:48.006	19		1:33.736	24.221	41.746	27.769	212.1	30:45.898
20		1:36.952	24.461	44.148	28.343	210.1	32:24.958	20		1:32.928	23.455	41.581	27.892	212.5	32:18.826





Red Bull Ring
F4 Italian Championship
Race - 2
Lap Analysis



17

Jonny Edgar

Tatuus F.4 T014 Abarth

21

Axel Gnos

Tatuus F.4 T014 Abarth

Van Amersfoort Racing

G4 Racing

Lap	D	Time	Sector 1	Sector 2	Sector 3	T. Spd	Elapsed	Lap	D	Time	Sector 1	Sector 2	Sector 3	T. Spd	Elapsed
1		1:37.371	27.483	42.019	27.869	213.4	1:37.371	1		1:42.468	30.553	43.292	28.623	216.4	1:42.468
2		1:33.307	23.557	41.612	28.138	218.6	3:10.678	2		1:34.385	24.322	42.316	27.747	213.4	3:16.853
3		1:37.698	23.448	41.807	32.443	214.7	4:48.376	3		1:42.487	23.699	41.421	37.367	215.5	4:59.340
4		2:34.961	38.990	1:11.090	44.881	93.7	7:23.337	4		2:28.925	36.370	1:09.858	42.697	86.0	7:28.265
5		1:32.922	23.394	41.661	27.867	217.7	8:56.259	5		1:33.676	23.781	41.959	27.936	216.4	9:01.941
6		1:32.199	23.387	41.162	27.650	215.5	10:28.458	6		1:32.606	23.550	41.429	27.627	216.4	10:34.547
7		1:31.807	23.446	40.970	27.391	215.1	12:00.265	7		1:35.637	23.483	44.346	27.808	216.0	12:10.184
8		1:31.691	23.343	40.847	27.501	214.2	13:31.956	8		1:33.623	23.799	41.482	28.342	215.1	13:43.807
9		1:31.735	23.402	40.959	27.374	213.8	15:03.691	9		1:33.212	23.728	41.734	27.750	213.0	15:17.019
10		1:31.459	23.349	40.760	27.350	213.0	16:35.150	10		1:33.562	23.510	42.159	27.893	213.8	16:50.581
11		1:31.619	23.381	40.893	27.345	213.4	18:06.769	11		1:34.112	23.632	42.050	28.430	214.7	18:24.693
12		1:31.900	23.328	40.917	27.655	214.2	19:38.669	12		1:35.751	23.675	43.984	28.092	214.2	20:00.444
13		1:32.979	23.428	41.923	27.628	212.5	21:11.648	13		1:32.850	23.544	41.674	27.632	214.7	21:33.294
14		1:32.230	23.392	41.328	27.510	213.8	22:43.878	14		1:32.557	23.578	41.417	27.562	215.5	23:05.851
15		1:32.396	23.421	41.354	27.621	213.0	24:16.274	15		1:34.223	23.488	42.457	28.278	216.8	24:40.074
16		1:31.911	23.374	40.944	27.593	215.1	25:48.185	16		1:32.649	23.541	41.460	27.648	212.1	26:12.723
17		1:32.125	23.409	41.043	27.673	214.2	27:20.310	17		1:32.321	23.478	41.212	27.631	213.0	27:45.044
18		1:31.998	23.488	40.975	27.535	212.5	28:52.308	18		1:32.727	23.742	41.498	27.487	211.7	29:17.771
19		1:32.530	23.467	41.453	27.610	212.5	30:24.838	19		1:33.016	23.533	41.951	27.532	212.5	30:50.787
20		1:32.347	23.456	41.115	27.776	211.7	31:57.185	20		1:35.033	23.584	42.954	28.495	214.2	32:25.820

19

Sebastian Ogaard

Tatuus F.4 T014 Abarth

27

Sebastian Freymuth

Tatuus F.4 T014 Abarth

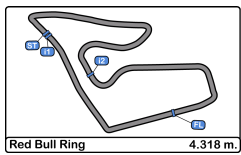
R

Bhaitech Srl

AS Motorsport

Lap	D	Time	Sector 1	Sector 2	Sector 3	T. Spd	Elapsed	Lap	D	Time	Sector 1	Sector 2	Sector 3	T. Spd	Elapsed
1		1:42.383	30.669	42.753	28.961	207.6	1:42.383	1		1:45.213	33.087	43.315	28.811	206.8	1:45.213
2		1:35.305	24.432	42.464	28.409	211.3	3:17.688	2		1:35.084	24.079	43.100	27.905	219.0	3:20.297
3		1:42.414	23.723	41.412	37.279	210.5	5:00.102	3		1:42.925	23.703	43.488	35.734	216.0	5:03.222
4		2:28.386	36.492	1:09.411	42.483	93.4	7:28.488	4		2:26.840	35.997	1:09.133	41.710	68.0	7:30.062
5		1:33.793	23.940	41.893	27.960	213.8	9:02.281	5		1:36.381	24.710	43.187	28.484	207.6	9:06.443
6		1:32.930	23.584	41.631	27.715	214.2	10:35.211	6		1:33.633	24.378	41.690	27.565	211.3	10:40.076
7		1:33.845	23.563	42.154	28.128	214.2	12:09.056	7		1:33.420	23.660	41.806	27.954	213.4	12:13.496
8		1:33.852	23.665	41.955	28.232	216.8	13:42.908	8		1:32.942	23.710	41.557	27.675	213.8	13:46.438
9		1:33.111	23.619	41.777	27.715	209.7	15:16.019	9		1:32.371	23.506	41.211	27.654	214.2	15:18.809
10		1:32.691	23.609	41.451	27.631	209.3	16:48.710	10		1:33.231	23.427	41.760	28.044	216.4	16:52.040
11		1:33.067	23.597	41.781	27.689	211.7	18:21.777	11		1:34.251	23.700	42.171	28.380	214.2	18:26.291
12		1:32.509	23.639	41.164	27.706	211.7	19:54.286	12		1:33.680	24.047	41.657	27.976	216.0	19:59.971
13		1:32.272	23.420	41.292	27.560	213.4	21:26.558	13		1:33.913	23.998	41.858	28.057	211.3	21:33.884
14		1:32.423	23.500	41.315	27.608	213.8	22:58.981	14		1:32.773	23.565	41.330	27.878	213.8	23:06.657
15		1:32.889	23.675	41.729	27.485	212.5	24:31.870	15		1:33.654	23.686	41.401	28.567	211.7	24:40.311
16		1:32.328	23.442	41.256	27.630	213.8	26:04.198	16		1:33.188	23.620	41.779	27.789	213.8	26:13.499
17		1:33.558	23.514	41.730	28.314	213.0	27:37.756	17		1:33.049	23.671	41.669	27.709	210.9	27:46.548
18		1:34.533	23.554	42.527	28.452	213.8	29:12.289	18		1:32.833	23.646	41.514	27.673	210.9	29:19.381
19		1:34.120	24.148	42.237	27.735	211.7	30:46.409	19		1:32.684	23.541	41.592	27.551	213.4	30:52.065
20		1:33.190	23.579	41.425	28.186	212.1	32:19.599	20		1:36.213	23.766	43.314	29.133	210.5	32:28.278





Red Bull Ring
F4 Italian Championship
Race - 2
Lap Analysis



29

Joshua Durksen

Tatuus F.4 T014 Abarth **46**

Gabriele Mini

Tatuus F.4 T014 Abarth

BWT Muecke Motorsport

R

Prema Powerteam

Lap	D	Time	Sector 1	Sector 2	Sector 3	T. Spd	Elapsed	Lap	D	Time	Sector 1	Sector 2	Sector 3	T. Spd	Elapsed
1		1:38.516	27.730	42.612	28.174	216.0	1:38.516	1		1:36.823	26.915	42.075	27.833	208.0	1:36.823
2		1:33.038	23.531	41.540	27.967	214.2	3:11.554	2		1:34.337	23.968	42.285	28.084	207.6	3:11.160
3		1:37.980	23.648	41.431	32.901	214.2	4:49.534	3		1:37.717	23.518	41.683	32.516	217.7	4:48.877
4		2:34.529	38.977	1:11.392	44.160	96.0	7:24.063	4		2:34.926	39.011	1:11.017	44.898	97.3	7:23.803
5		1:32.696	23.401	41.419	27.876	218.6	8:56.759	5		1:32.758	23.454	41.440	27.864	215.1	8:56.561
6		1:32.246	23.404	41.284	27.558	220.8	10:29.005	6		1:32.188	23.443	41.114	27.631	216.0	10:28.749
7		1:32.264	23.322	41.572	27.370	208.4	12:01.269	7		1:32.181	23.472	41.256	27.453	215.5	12:00.930
8		1:31.672	23.258	41.141	27.273	219.0	13:32.941	8		1:31.653	23.277	41.046	27.330	216.0	13:32.583
9		1:31.771	23.300	41.004	27.467	218.6	15:04.712	9		1:31.528	23.314	40.985	27.229	215.5	15:04.111
10		1:31.659	23.218	41.104	27.337	217.7	16:36.371	10		1:31.553	23.248	41.009	27.296	216.8	16:35.664
11		1:31.992	23.372	41.140	27.480	217.3	18:08.363	11		1:31.565	23.308	40.919	27.338	215.5	18:07.229
12		1:31.517	23.334	40.863	27.320	216.4	19:39.880	12		1:31.658	23.305	40.732	27.621	216.4	19:38.887
13		1:32.056	23.181	41.221	27.654	218.6	21:11.936	13		1:32.003	23.360	41.238	27.405	217.7	21:10.890
14		1:32.210	23.288	41.473	27.449	219.9	22:44.146	14		1:31.522	23.387	40.667	27.468	213.4	22:42.412
15		1:31.544	23.308	40.974	27.262	219.5	24:15.690	15		1:31.499	23.372	40.782	27.345	213.0	24:13.911
16		1:31.641	23.269	41.050	27.322	216.4	25:47.331	16		1:31.600	23.369	40.823	27.408	213.8	25:45.511
17		1:59.631	23.258	1:08.832	27.541	215.5	27:46.962	17		1:31.735	23.328	40.982	27.425	213.8	27:17.246
18		1:31.622	23.238	41.038	27.346	219.9	29:18.584	18		1:31.650	23.291	40.930	27.429	213.8	28:48.896
19		1:31.686	23.153	41.198	27.335	218.6	30:50.270	19		1:31.542	23.390	40.723	27.429	213.4	30:20.438
20		1:32.474	23.156	41.941	27.377	201.1	32:22.744	20		1:32.511	23.461	40.966	28.084	213.4	31:52.949

35

Delli Guanti Pietro

Tatuus F.4 T014 Abarth **48**

Jesse Salmenautio

Tatuus F.4 T014 Abarth

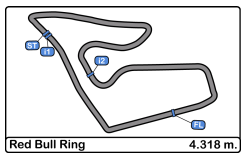
R

BVM Racing

Bhaitech Srl

Lap	D	Time	Sector 1	Sector 2	Sector 3	T. Spd	Elapsed	Lap	D	Time	Sector 1	Sector 2	Sector 3	T. Spd	Elapsed
1		1:39.770	29.269	42.451	28.050	208.8	1:39.770	1		1:40.053	29.111	42.778	28.164	215.1	1:40.053
2		1:34.242	24.079	42.259	27.904	207.6	3:14.012	2		1:34.438	23.888	42.706	27.844	205.7	3:14.491
3		1:38.615	23.936	41.482	33.197	210.9	4:52.627	3		1:40.225	23.721	42.117	34.387	219.5	4:54.716
4		2:32.695	37.746	1:11.474	43.475	87.8	7:25.322	4		2:31.321	37.233	1:10.970	43.118	81.0	7:26.037
5		1:33.040	23.533	41.518	27.989	216.0	8:58.362	5		1:33.449	23.622	42.063	27.764	217.7	8:59.486
6		1:31.994	23.444	41.045	27.505	213.8	10:30.356	6		1:33.444	23.468	41.395	28.581	217.3	10:32.930
7		1:32.401	23.412	41.444	27.545	215.1	12:02.757	7		1:34.756	24.120	42.575	28.061	211.7	12:07.686
8		1:31.978	23.334	41.174	27.470	217.3	13:34.735	8		1:32.729	23.569	41.402	27.758	215.5	13:40.415
9		1:32.076	23.414	41.082	27.580	215.5	15:06.811	9		1:32.422	23.589	41.197	27.636	213.4	15:12.837
10		1:32.065	23.398	41.125	27.542	214.2	16:38.876	10		1:32.555	23.411	41.517	27.627	213.8	16:45.392
11		1:32.052	23.502	41.023	27.527	213.8	18:10.928	11		1:31.883	23.387	41.078	27.418	213.8	18:17.275
12		1:33.466	23.701	41.940	27.825	214.7	19:44.394	12		1:31.941	23.314	41.021	27.606	215.1	19:49.216
13		1:33.326	24.080	41.508	27.738	214.2	21:17.720	13		1:32.428	23.408	41.394	27.626	216.0	21:21.644
14		1:32.838	24.131	41.249	27.458	209.7	22:50.558	14		1:32.598	23.363	41.717	27.518	215.1	22:54.242
15		1:32.301	23.522	41.181	27.598	211.3	24:22.859	15		1:32.168	23.391	41.241	27.536	215.5	24:26.410
16		1:32.436	23.581	41.304	27.551	210.1	25:55.295	16		1:34.140	23.279	42.144	28.717	216.4	26:00.550
17		1:32.630	23.596	41.369	27.665	210.5	27:27.925	17		1:35.270	23.488	42.490	29.292	219.9	27:35.820
18		1:32.341	23.538	41.194	27.609	210.9	29:00.266	18		1:35.156	24.044	43.418	27.694	214.2	29:10.976
19		1:32.479	23.497	41.242	27.740	210.1	30:32.745	19		1:32.153	23.498	41.134	27.521	213.8	30:43.129
20		1:33.765	23.961	41.514	28.290	209.7	32:06.510	20		1:34.816	23.914	42.813	28.089	210.1	32:17.945





Red Bull Ring
F4 Italian Championship
Race - 2
Lap Analysis



51

Francesco Pizzi

Tatuus F.4 T014 Abarth

R

Van Amersfoort Racing

66

Zdenek Chovanek

Tatuus F.4 T014 Abarth

R

Bhaitech Srl

Lap	D	Time	Sector 1	Sector 2	Sector 3	T. Spd	Elapsed	Lap	D	Time	Sector 1	Sector 2	Sector 3	T. Spd	Elapsed
1		1:39.189	27.875	42.532	28.782	219.0	1:39.189	1		1:43.077	31.272	43.371	28.434	210.9	1:43.077
2		1:33.157	24.326	41.236	27.595	212.1	3:12.346	2		1:35.327	24.104	43.049	28.174	208.0	3:18.404
3		1:38.728	23.372	41.571	33.785	215.5	4:51.074	3		1:43.463	23.649	44.714	35.100	214.7	5:01.867
4		2:33.583	38.485	1:11.395	43.703	94.8	7:24.657	4		2:27.054	36.212	1:09.294	41.548	83.2	7:28.921
5		1:33.013	23.582	41.416	28.015	217.7	8:57.670	5		1:34.332	23.989	42.075	28.268	208.8	9:03.253
6		1:32.040	23.410	41.008	27.622	217.3	10:29.710	6		1:33.012	23.507	41.653	27.852	214.7	10:36.265
7		1:32.757	23.394	41.887	27.476	218.1	12:02.467	7		1:33.688	23.584	42.019	28.085	215.5	12:09.953
8		1:31.864	23.406	40.997	27.461	216.8	13:34.331	8		1:33.608	23.662	41.769	28.177	214.2	13:43.561
9		1:32.068	23.427	41.202	27.439	216.4	15:06.399	9		1:33.239	23.629	41.629	27.981	214.2	15:16.800
10		1:31.698	23.264	40.997	27.437	216.4	16:38.097	10		1:33.459	23.717	41.877	27.865	210.5	16:50.259
11		1:32.197	23.177	40.895	28.125	217.7	18:10.294	11		1:33.914	23.566	42.119	28.229	212.1	18:24.173
12		1:33.985	24.303	41.805	27.877	211.3	19:44.279	12		1:32.798	23.491	41.410	27.897	213.0	19:56.971
13		1:33.404	23.952	41.491	27.961	211.7	21:17.683	13		1:32.797	23.526	41.519	27.752	213.0	21:29.768
14		1:34.172	24.448	41.713	28.011	210.1	22:51.855	14		1:32.601	23.506	41.403	27.692	212.1	23:02.369
15		1:33.341	23.546	41.769	28.026	212.1	24:25.196	15		1:32.701	23.490	41.407	27.804	211.3	24:35.070
16		1:34.449	24.018	42.275	28.156	209.3	25:59.645	16		1:32.806	23.503	41.469	27.834	212.5	26:07.876
17		1:32.866	23.489	41.434	27.943	212.5	27:32.511	17		1:32.812	23.488	41.547	27.777	213.4	27:40.688
18		1:32.980	23.558	41.397	28.025	213.0	29:05.491	18		1:33.243	23.501	41.309	28.433	213.0	29:13.931
19		1:33.206	23.682	41.298	28.226	211.7	30:38.697	19			23.498	41.464		214.2	
20		1:33.509	23.682	41.365	28.462	211.3	32:12.206								

52

Jak Crawford

Tatuus F.4 T014 Abarth

R

Van Amersfoort Racing

71

Josef Knopp

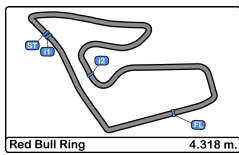
Tatuus F.4 T014 Abarth

R

BWT Muecke Motorsport

Lap	D	Time	Sector 1	Sector 2	Sector 3	T. Spd	Elapsed	Lap	D	Time	Sector 1	Sector 2	Sector 3	T. Spd	Elapsed
1		1:37.150	26.878	42.473	27.799	208.4	1:37.150	1		1:44.876	31.309	43.788	29.779	209.7	1:44.876
2		1:33.206	23.666	41.738	27.802	215.5	3:10.356	2		1:34.826	24.143	42.467	28.216	217.3	3:19.702
3		1:37.025	23.482	41.364	32.179	211.3	4:47.381	3		1:45.521	23.641	44.870	37.010	219.0	5:05.223
4		2:35.331	39.009	1:11.370	44.952	87.8	7:22.712	4		2:25.291	35.803	1:08.578	40.910	74.8	7:30.514
5		1:32.458	23.539	41.475	27.444	210.9	8:55.170	5		1:35.292	24.635	42.638	28.019	213.0	9:05.806
6		1:31.787	23.471	41.030	27.286	211.3	10:26.957	6		1:33.317	23.651	41.890	27.776	213.4	10:39.123
7		1:31.690	23.455	41.017	27.218	211.7	11:58.647	7		1:33.150	23.597	41.801	27.752	212.5	12:12.273
8		1:31.482	23.376	40.902	27.204	210.9	13:30.129	8		1:32.643	23.518	41.354	27.771	213.4	13:44.916
9		1:31.482	23.376	40.902	27.204	210.9	13:30.129	9		1:32.957	23.688	41.448	27.821	213.0	15:17.873
10		1:31.628	23.449	40.863	27.316	210.9	15:01.757	10		1:33.089	23.378	41.761	27.950	218.1	16:50.962
11		1:31.455	23.381	40.886	27.188	211.3	16:33.212	11		1:34.531	23.507	42.555	28.469	216.0	18:25.493
12		1:31.444	23.341	40.888	27.215	211.3	18:04.656	12		1:33.201	23.546	41.846	27.809	216.0	19:58.694
13		1:31.494	23.355	40.883	27.256	211.3	19:36.150	13		1:32.994	23.697	41.514	27.783	213.4	21:31.688
14		1:31.544	23.410	40.922	27.212	211.7	21:07.694	14		1:32.622	23.528	41.236	27.858	214.2	23:04.310
15		1:31.532	23.380	40.850	27.302	211.7	22:39.226	15		1:32.534	23.572	41.240	27.722	213.8	24:36.844
16		1:31.360	23.373	40.783	27.204	211.7	24:10.586	16		1:32.696	23.517	41.351	27.828	212.5	26:09.540
17		1:31.537	23.347	40.886	27.304	211.7	25:42.123	17		1:32.491	23.458	41.417	27.616	213.0	27:42.031
18		1:31.575	23.321	40.925	27.329	211.7	27:13.698	18		1:32.723	23.455	41.363	27.905	213.8	29:14.754
19		1:31.571	23.342	40.943	27.286	211.7	28:45.269	19		1:33.355	23.371	41.614	28.370	217.3	30:48.109
20		1:31.694	23.366	40.920	27.408	212.1	30:16.963	20		1:34.208	24.365	41.884	27.959	209.7	32:22.317
20		1:31.731	23.378	40.757	27.596	212.1	31:48.694								





Red Bull Ring
F4 Italian Championship
Race - 2
Lap Analysis



72

Leonardo Fornaroli

Tatuus F.4 T014 Abarth

78

Mateusz Kaprzyk

Tatuus F.4 T014 Abarth

R

Iron Lynx Srl

R

Cram Motorsport Srl

Lap	D	Time	Sector 1	Sector 2	Sector 3	T. Spd	Elapsed	Lap	D	Time	Sector 1	Sector 2	Sector 3	T. Spd	Elapsed
1		1:41.002	29.946	42.898	28.158	210.5	1:41.002	1		1:44.560	32.525	43.198	28.837	213.0	1:44.560
2		1:34.585	23.759	42.430	28.396	214.7	3:15.587	2		1:34.928	24.081	42.484	28.363	215.1	3:19.488
3		1:41.646	23.532	41.985	36.129	217.7	4:57.233	3		1:55.347	23.849	1:01.876	29.622	211.3	5:14.835
4		2:35.351 P	36.788	1:10.349	48.214	87.9	7:32.584	4		2:16.651	29.286	1:07.413	39.952	77.8	7:31.486
5		3:21.562	2:09.885	43.465	28.212	204.1	10:54.146	5		1:35.442	23.882	43.142	28.418	212.1	9:06.928
6		1:33.892	24.199	41.921	27.772	208.4	12:28.038	6		1:34.513	24.631	41.925	27.957	212.5	10:41.441
7		1:32.762	23.679	41.528	27.555	210.9	14:00.800	7		1:33.649	23.576	42.260	27.813	213.0	12:15.090
8		1:32.268	23.558	41.183	27.527	210.9	15:33.068	8		1:33.946	23.663	42.111	28.172	211.3	13:49.036
9		1:32.031	23.544	41.111	27.376	211.3	17:05.099	9		1:34.022	23.871	41.507	28.644	209.3	15:23.058
10		1:32.066	23.439	41.179	27.448	212.5	18:37.165	10		1:33.101	23.778	41.531	27.792	210.1	16:56.159
11		1:32.386	23.472	41.345	27.569	214.2	20:09.551	11		1:33.200	23.775	41.471	27.954	210.5	18:29.359
12		1:32.402	23.369	41.477	27.556	215.1	21:41.953	12		1:33.274	23.777	41.524	27.973	210.5	20:02.633
13		1:32.399	23.524	41.458	27.417	214.7	23:14.352	13		1:33.700	23.966	41.811	27.923	210.1	21:36.333
14		1:32.053	23.380	41.277	27.396	215.5	24:46.405	14		1:33.137	23.643	41.689	27.805	210.1	23:09.470
15		1:32.140	23.551	41.252	27.337	211.3	26:18.545	15		1:33.271	23.849	41.578	27.844	209.7	24:42.741
16		1:31.892	23.432	41.095	27.365	212.1	27:50.437	16		1:33.501	23.813	41.866	27.822	208.8	26:16.242
17		1:32.374	23.486	41.097	27.791	213.8	29:22.811	17		1:33.079	23.748	41.603	27.728	208.8	27:49.321
18		1:32.379	23.387	41.483	27.509	217.3	30:55.190	18		1:33.106	23.699	41.566	27.841	209.3	29:22.427
19		1:33.599	23.579	41.778	28.242	211.7	32:28.789	19		1:33.681	23.653	42.280	27.748	210.9	30:56.108
20								20		1:34.577	23.584	43.061	27.932	211.3	32:30.685

77

Andrea Rosso

Tatuus F.4 T014 Abarth

79

Markogiannis Georgios

Tatuus F.4 T014 Abarth

R

Cram Motorsport Srl

R

Cram Motorsport Srl

Lap	D	Time	Sector 1	Sector 2	Sector 3	T. Spd	Elapsed	Lap	D	Time	Sector 1	Sector 2	Sector 3	T. Spd	Elapsed
1		1:39.496	28.339	42.735	28.422	209.7	1:39.496	1		1:44.236	32.004	43.386	28.846	214.7	1:44.236
2		1:33.885	24.227	41.911	27.747	212.5	3:13.381	2		1:34.761	24.000	42.416	28.345	213.4	3:18.997
3		1:38.573	23.660	41.369	33.544	211.3	4:51.954	3			23.646			216.8	
4		2:33.026	38.071	1:11.400	43.555	89.9	7:24.980								
5		1:34.118	23.602	41.724	28.792	216.0	8:59.098								
6		1:33.772	23.549	41.692	28.531	215.1	10:32.870								
7		1:35.430	23.903	42.950	28.577	211.3	12:08.300								
8		1:33.118	23.679	41.485	27.954	212.5	13:41.418								
9		1:32.752	23.567	41.311	27.874	212.5	15:14.170								
10		1:32.625	23.545	41.354	27.726	211.7	16:46.795								
11		1:32.982	23.483	41.749	27.750	212.1	18:19.777								
12		1:32.463	23.590	41.196	27.677	211.7	19:52.240								
13		1:32.591	23.568	41.256	27.767	211.3	21:24.831								
14		1:32.562	23.585	41.286	27.691	211.7	22:57.393								
15		1:32.781	23.628	41.282	27.871	212.1	24:30.174								
16		1:32.745	23.624	41.369	27.752	210.9	26:02.919								
17		1:33.291	23.542	41.526	28.223	211.7	27:36.210								
18		1:34.034	24.126	42.102	27.806	213.0	29:10.244								
19		1:32.668	23.597	41.334	27.737	210.9	30:42.912								
20		1:34.528	24.167	42.337	28.024	208.4	32:17.440								

84

Francesco Simonazzi

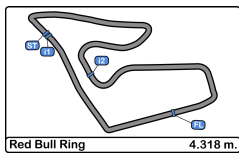
Tatuus F.4 T014 Abarth

R

Jenzer Motorsport

Lap	D	Time	Sector 1	Sector 2	Sector 3	T. Spd	Elapsed
1		1:40.764	29.913	42.658	28.193	210.9	1:40.764
2		1:34.521	23.888	42.404	28.229	212.1	3:15.285
3		1:41.226	23.627	41.896	35.703	216.8	4:56.511
4		2:30.099	36.644	1:10.683	42.772	84.8	7:26.610
5		1:34.223	23.916	42.234	28.073	214.2	9:00.833
6		1:32.727	23.428	41.348	27.951	215.5	10:33.560
7		1:52.426	24.018	1:00.747	27.661	213.4	12:25.986
8		1:32.636	23.802	41.424	27.410	208.4	13:58.622
9		1:32.661	23.786	41.368	27.507	208.4	15:31.283
10		1:32.551	23.668	41.322	27.561	208.8	17:03.834
11		1:32.559	23.654	41.232	27.673	209.7	18:36.393
12		1:32.509	23.695	41.311	27.503	209.7	20:08.902
13		1:32.466	23.727	41.313	27.426	209.3	21:41.368
14		1:32.419	23.708	41.419	27.292	210.1	23:13.787
15		1:38.320	23.615	46.903	27.802	209.7	24:52.107
16		1:32.707	23.695	41.314	27.698	208.8	26:24.814
17		1:33.150	23.794	41.522	27.834	207.6	27:57.964
18		1:32.938	23.792	41.492	27.654	208.4	29:30.902
19		1:33.128	23.694	41.401	28.033	208.8	31:04.030
20		1:34.868	23.756	42.906	28.206	207.6	32:38.898





Red Bull Ring
F4 Italian Championship
Race - 2
Lap Analysis



85

Gabriel Bortoleto Oliverira

Tatuus F.4 T014 Abarth

87

Oliver Bearman

Tatuus F.4 T014 Abarth

R

Prema Powerteam

R

US Racing

Lap	D	Time	Sector 1	Sector 2	Sector 3	T. Spd	Elapsed	Lap	D	Time	Sector 1	Sector 2	Sector 3	T. Spd	Elapsed
1		1:39.614	29.066	42.516	28.032	210.9	1:39.614	1		1:37.733	27.486	42.265	27.982	209.7	1:37.733
2		1:34.256	24.208	42.080	27.968	210.1	3:13.870	2		1:33.203	23.566	41.570	28.067	215.1	3:10.936
3		1:39.701	24.094	41.914	33.693	210.9	4:53.571	3		1:36.967	23.519	41.223	32.225	215.5	4:47.903
4		2:32.042	37.198	1:11.456	43.388	82.9	7:25.613	4		2:35.142	39.005	1:11.156	44.981	94.4	7:23.045
5		1:33.041	23.593	41.658	27.790	215.1	8:58.654	5		1:32.684	23.465	41.510	27.709	215.1	8:55.729
6		1:32.148	23.500	41.301	27.347	216.0	10:30.802	6		1:31.954	23.360	41.145	27.449	214.7	10:27.683
7		1:32.367	23.325	41.516	27.526	216.4	12:03.169	7		1:31.710	23.348	40.897	27.465	215.1	11:59.393
8		1:32.101	23.469	41.200	27.432	214.7	13:35.270	8		1:31.442	23.320	40.837	27.285	213.8	13:30.835
9		1:31.850	23.314	41.159	27.377	215.5	15:07.120	9		1:31.554	23.399	40.775	27.380	213.8	15:02.389
10		1:32.187	23.424	41.234	27.529	215.1	16:39.307	10		1:31.668	23.338	40.879	27.451	214.2	16:34.057
11		1:32.079	23.479	41.116	27.484	215.1	18:11.386	11		1:31.480	23.342	40.843	27.295	213.4	18:05.537
12		1:33.290	23.469	41.906	27.915	215.5	19:44.676	12		1:31.532	23.354	40.786	27.392	213.4	19:37.069
13		1:33.459	24.217	41.360	27.882	213.0	21:18.135	13		1:31.544	23.268	40.889	27.387	213.8	21:08.613
14		1:33.960	24.006	41.965	27.989	211.3	22:52.095	14		1:31.810	23.358	40.942	27.510	214.2	22:40.423
15		1:33.255	23.475	41.833	27.947	216.4	24:25.350	15		1:31.609	23.335	40.854	27.420	213.4	24:12.032
16		1:33.650	23.869	42.117	27.664	212.5	25:59.000	16		1:31.645	23.546	40.754	27.345	212.5	25:43.677
17		1:32.260	23.495	41.239	27.526	210.5	27:31.260	17		1:31.574	23.398	40.794	27.382	213.0	27:15.251
18		1:32.225	23.521	41.109	27.595	210.9	29:03.485	18		1:31.541	23.341	40.830	27.370	213.0	28:46.792
19		1:32.138	23.590	41.074	27.474	210.9	30:35.623	19		1:31.504	23.373	40.673	27.458	213.4	30:18.296
20		1:32.129	23.549	41.164	27.416	211.3	32:07.752	20		1:31.979	23.315	40.722	27.942	214.2	31:50.275

86

Bence Valint

Tatuus F.4 T014 Abarth

88

Hamda Al Qubaisi

Tatuus F.4 T014 Abarth

R

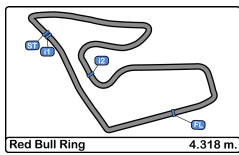
Van Amersfoort Racing

R

Abu Dhabi Racing

Lap	D	Time	Sector 1	Sector 2	Sector 3	T. Spd	Elapsed	Lap	D	Time	Sector 1	Sector 2	Sector 3	T. Spd	Elapsed
1		1:45.515	33.167	43.758	28.590	212.1	1:45.515	1		1:41.318	30.275	42.799	28.244	211.7	1:41.318
2		1:35.202	24.120	43.131	27.951	214.2	3:20.717	2		1:34.474	23.816	42.379	28.279	216.0	3:15.792
3		1:45.669	23.760	45.212	36.697	212.1	5:06.386	3		1:41.952	23.507	42.122	36.323	219.0	4:57.744
4		2:24.277	35.369	1:08.520	40.388	69.3	7:30.663	4		2:29.936	36.750	1:10.165	43.021	87.2	7:27.680
5		1:36.361	24.568	43.477	28.316	215.1	9:07.024	5		1:33.529	23.863	41.695	27.971	212.5	9:01.209
6		1:33.890	24.130	41.983	27.777	212.5	10:40.914	6		1:32.764	23.563	41.014	28.187	216.8	10:33.973
7		1:33.093	23.556	41.951	27.586	213.0	12:14.007	7		1:35.531	23.659	43.486	28.386	216.4	12:09.504
8		1:32.707	23.526	41.688	27.493	214.2	13:46.714	8		1:33.769	23.411	42.078	28.280	219.0	13:43.273
9		1:32.685	23.746	41.371	27.568	213.0	15:19.399	9		1:33.149	23.312	42.120	27.717	216.4	15:16.422
10		1:32.773	23.485	41.616	27.672	213.8	16:52.172	10		1:32.810	23.305	41.687	27.818	215.1	16:49.232
11		1:33.858	23.636	41.846	28.376	216.4	18:26.030	11		1:33.400	23.272	42.354	27.774	217.3	18:22.632
12		1:32.912	23.752	41.707	27.453	213.8	19:58.942	12		1:32.191	23.410	41.076	27.705	215.1	19:54.823
13		1:33.277	24.017	41.718	27.542	212.1	21:32.219	13		1:32.279	23.290	41.297	27.692	216.8	21:27.102
14		1:32.552	23.533	41.414	27.605	214.7	23:04.771	14		1:32.306	23.311	41.193	27.802	216.8	22:59.408
15		1:32.378	23.519	41.426	27.433	214.2	24:37.149	15		1:33.045	23.410	41.956	27.679	218.6	24:32.453
16		1:32.755	23.512	41.569	27.674	213.8	26:09.904	16		1:32.470	23.404	41.284	27.782	215.1	26:04.923
17		1:32.517	23.468	41.570	27.479	213.8	27:42.421	17		1:33.129	23.378	41.416	28.335	216.0	27:38.052
18		1:32.529	23.406	41.592	27.531	215.1	29:14.950	18		1:34.595	23.306	42.714	28.575	216.0	29:12.647
19		1:33.364	23.427	41.628	28.309	215.1	30:48.314	19		1:36.009	23.864	42.555	29.590	213.0	30:48.656
20								20		1:40.061	24.687	43.914	31.460	214.2	32:28.717



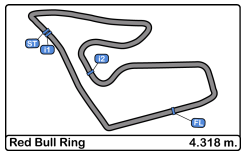


Red Bull Ring
F4 Italian Championship
Race - 2
Analysis by Lap



Num	Lap Time	Gap	Num	Lap Time	Gap	Num	Lap Time	Gap	Num	Lap Time	Gap	Num	Lap Time	Gap
Lap 1			85	1:34.256	03.514	21	1:42.487	11.959	13	2:33.011	12.841	85	1:32.148	03.845
46	1:36.823		35	1:34.242	03.656	19	1:42.414	12.721	Num Lap Time Gap			77	1:33.772	05.913
52	1:37.150	00.327	6	1:35.322	04.073	11	1:41.464	13.394	Lap 5			48	1:33.444	05.973
17	1:37.371	00.548	48	1:34.438	04.135	66	1:43.463	14.486	52	1:32.458		6	1:33.352	06.322
87	1:37.733	00.910	4	1:34.507	04.741	13	1:43.794	15.161	87	1:32.684	00.559	4	1:32.975	06.515
7	1:37.990	01.167	84	1:34.521	04.929	27	1:42.925	15.841	17	1:32.922	01.089	84	1:32.727	06.603
29	1:38.516	01.693	72	1:34.585	05.231	8	1:44.449	17.058	46	1:32.758	01.391	88	1:32.764	07.016
6	1:39.107	02.284	88	1:34.474	05.436	71	1:45.521	17.842	29	1:32.696	01.589	15	1:32.559	07.213
51	1:39.189	02.366	15	1:34.343	06.209	86	1:45.669	19.005	7	1:32.773	02.065	21	1:32.606	07.590
77	1:39.496	02.673	21	1:34.385	06.497	3	1:50.925	21.611	51	1:33.013	02.500	19	1:32.930	08.254
85	1:39.614	02.791	19	1:35.305	07.332	78	1:55.347	27.454	35	1:33.040	03.192	66	1:33.012	09.308
35	1:39.770	02.947	3	1:34.566	07.711	Num Lap Time Gap			85	1:33.041	03.484	11	1:33.149	09.653
48	1:40.053	03.230	66	1:35.327	08.048	Lap 4			77	1:34.118	03.928	71	1:33.317	12.166
4	1:40.590	03.767	13	1:36.141	08.392	52	2:35.331		48	1:33.449	04.316	3	1:33.229	12.530
84	1:40.764	03.941	79	1:34.761	08.641	87	2:35.142	00.333	6	1:34.095	04.757	27	1:33.633	13.119
72	1:41.002	04.179	11	1:35.127	08.955	17	2:34.961	00.625	4	1:34.034	05.327	86	1:33.890	13.957
88	1:41.318	04.495	78	1:34.928	09.132	46	2:34.926	01.091	84	1:34.223	05.663	78	1:34.513	14.484
15	1:42.222	05.399	71	1:34.826	09.346	29	2:34.529	01.351	88	1:33.529	06.039	8	1:41.010	18.808
19	1:42.383	05.560	8	1:34.998	09.634	7	2:34.016	01.750	15	1:33.585	06.441	72	3:21.562	1 Lap
21	1:42.468	05.645	27	1:35.084	09.941	51	2:33.583	01.945	21	1:33.676	06.771	13	1:33.546	1:06.490
13	1:42.607	05.784	86	1:35.202	10.361	77	2:33.026	02.268	19	1:33.793	07.111	Num Lap Time Gap		
66	1:43.077	06.254	Num Lap Time Gap			35	2:32.695	02.610	66	1:34.332	08.083	Lap 7		
3	1:43.501	06.678	Lap 3			85	2:32.042	02.901	11	1:34.714	08.291	52	1:31.690	
11	1:44.184	07.361	52	1:37.025		6	2:31.724	03.120	8	1:34.403	09.585	87	1:31.710	00.746
79	1:44.236	07.413	87	1:36.967	00.522	48	2:31.321	03.325	71	1:35.292	10.636	17	1:31.807	01.618
78	1:44.560	07.737	17	1:37.698	00.995	4	2:30.414	03.751	3	1:35.369	11.088	46	1:32.181	02.283
71	1:44.876	08.053	46	1:37.717	01.496	84	2:30.099	03.898	27	1:36.381	11.273	29	1:32.264	02.622
8	1:44.992	08.169	29	1:37.980	02.153	88	2:29.936	04.968	78	1:35.442	11.758	7	1:32.654	03.434
27	1:45.213	08.390	7	1:39.007	03.065	15	2:29.709	05.314	86	1:36.361	11.854	51	1:32.757	03.820
86	1:45.515	08.692	51	1:38.728	03.693	21	2:28.925	05.553	13	2:24.348	1:04.731	35	1:32.401	04.110
Num Lap Time Gap			77	1:38.573	04.573	19	2:28.386	05.776	Num Lap Time Gap			85	1:32.367	04.522
Lap 2			35	1:38.615	05.246	11	2:27.972	06.035	Lap 6			6	1:34.090	08.722
52	1:33.206		85	1:39.701	06.190	66	2:27.054	06.209	52	1:31.787		48	1:34.756	09.039
17	1:33.307	00.322	6	1:39.679	06.727	27	2:26.840	07.350	87	1:31.954	00.726	77	1:35.430	09.653
87	1:33.203	00.580	48	1:40.225	07.335	8	2:25.913	07.640	17	1:32.199	01.501	15	1:34.459	09.982
46	1:34.337	00.804	4	1:40.952	08.668	71	2:25.291	07.802	46	1:32.188	01.792	4	1:35.395	10.220
7	1:33.449	01.083	84	1:41.226	09.130	86	2:24.277	07.951	29	1:32.246	02.048	19	1:33.845	10.409
29	1:33.038	01.198	72	1:41.646	09.852	3	2:21.897	08.177	7	1:32.192	02.470	88	1:35.531	10.857
51	1:33.157	01.990	88	1:41.952	10.363	78	2:16.651	08.774	51	1:32.040	02.753	66	1:33.688	11.306
77	1:33.885	03.025	15	1:41.752	10.936	72	2:35.351	09.872	35	1:31.994	03.399	21	1:35.637	11.537



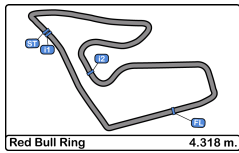


Red Bull Ring
F4 Italian Championship
Race - 2
Analysis by Lap



Num	Lap Time	Gap	Num	Lap Time	Gap	Num	Lap Time	Gap	Num	Lap Time	Gap	Num	Lap Time	Gap
11	1:34.195	12.158	Lap 9			6	1:32.362	11.300	71	1:34.531	20.837	Lap 13		
71	1:33.150	13.626	52	1:31.628		48	1:32.555	12.180	3	1:34.240	21.344	52	1:31.544	
3	1:33.408	14.248	87	1:31.554	00.632	77	1:32.625	13.583	86	1:33.858	21.374	87	1:31.544	00.919
27	1:33.420	14.849	17	1:31.735	01.934	15	1:32.600	14.189	27	1:34.251	21.635	46	1:32.003	03.196
86	1:33.093	15.360	46	1:31.528	02.354	4	1:32.773	14.874	78	1:33.200	24.703	17	1:32.979	03.954
78	1:33.649	16.443	29	1:31.771	02.955	19	1:32.691	15.498	84	1:32.559	31.737	29	1:32.056	04.242
84	1:52.426	27.339	7	1:32.009	04.123	88	1:32.810	16.020	72	1:32.066	1 Lap	7	1:31.785	04.648
72	1:33.892	1 Lap	51	1:32.068	04.642	66	1:33.459	17.047	13	1:32.834	1:12.989	51	1:33.404	09.989
8	2:14.155	1:01.273	35	1:32.076	05.054	21	1:33.562	17.369	8	1:33.976	1:15.506	35	1:33.326	10.026
13	1:33.216	1:08.016	85	1:31.850	05.363	71	1:33.089	17.750	Num Lap Time Gap			85	1:33.459	10.441
Num Lap Time Gap			6	1:32.200	10.393	11	1:33.829	18.174	Lap 12			6	1:32.435	13.535
Lap 8			48	1:32.422	11.080	3	1:33.546	18.548	52	1:31.494		48	1:32.428	13.950
52	1:31.482		77	1:32.752	12.413	27	1:33.231	18.828	87	1:31.532	00.919	77	1:32.591	17.137
87	1:31.442	00.706	15	1:32.969	13.044	86	1:32.773	18.960	17	1:31.900	02.519	15	1:32.635	17.971
17	1:31.691	01.827	4	1:32.902	13.556	78	1:33.101	22.947	46	1:31.658	02.737	4	1:32.549	18.450
46	1:31.653	02.454	19	1:33.111	14.262	84	1:32.551	30.622	29	1:31.517	03.730	19	1:32.272	18.864
29	1:31.672	02.812	88	1:33.149	14.665	72	1:32.031	1 Lap	7	1:31.307	04.407	88	1:32.279	19.408
7	1:31.790	03.742	66	1:33.239	15.043	13	1:32.632	1:11.599	51	1:33.985	08.129	66	1:32.797	22.074
51	1:31.864	04.202	21	1:33.212	15.262	8	1:40.093	1:12.974	35	1:33.466	08.244	11	1:32.728	22.840
35	1:31.978	04.606	11	1:33.370	15.800	Num Lap Time Gap			85	1:33.290	08.526	71	1:32.994	23.994
85	1:32.101	05.141	71	1:32.957	16.116	Lap 11			6	1:32.265	12.644	86	1:33.277	24.525
6	1:32.581	09.821	3	1:32.780	16.457	52	1:31.444		48	1:31.941	13.066	3	1:33.007	25.076
48	1:32.729	10.286	27	1:32.371	17.052	87	1:31.480	00.881	77	1:32.463	16.090	21	1:32.850	25.600
77	1:33.118	11.289	86	1:32.685	17.642	17	1:31.619	02.113	15	1:32.849	16.880	27	1:33.913	26.190
15	1:33.203	11.703	78	1:34.022	21.301	46	1:31.565	02.573	4	1:32.779	17.445	78	1:33.700	28.639
4	1:33.544	12.282	84	1:32.661	29.526	29	1:31.992	03.707	19	1:32.509	18.136	84	1:32.466	33.674
19	1:33.852	12.779	72	1:32.268	1 Lap	7	1:31.640	04.594	88	1:32.191	18.673	72	1:32.402	1 Lap
88	1:33.769	13.144	8	1:33.105	1:04.336	51	1:32.197	05.638	66	1:32.798	20.821	13	1:32.626	1:15.349
66	1:33.608	13.432	13	1:32.697	1:10.422	35	1:32.052	06.272	11	1:32.830	21.656	8	1:32.756	1:18.484
21	1:33.623	13.678	Num Lap Time Gap			85	1:32.079	06.730	71	1:33.201	22.544	Num Lap Time Gap		
11	1:33.382	14.058	Lap 10			6	1:32.017	11.873	86	1:32.912	22.792	Lap 14		
71	1:32.643	14.787	52	1:31.455		48	1:31.883	12.619	3	1:33.763	23.613	52	1:31.532	
3	1:32.539	15.305	87	1:31.668	00.845	77	1:32.982	15.121	27	1:33.680	23.821	87	1:31.810	01.197
27	1:32.942	16.309	17	1:31.459	01.938	15	1:32.780	15.525	21	1:35.751	24.294	46	1:31.522	03.186
86	1:32.707	16.585	46	1:31.553	02.452	4	1:32.730	16.160	78	1:33.274	26.483	17	1:32.230	04.652
78	1:33.946	18.907	29	1:31.659	03.159	19	1:33.067	17.121	84	1:32.509	32.752	29	1:32.210	04.920
84	1:32.636	28.493	7	1:31.730	04.398	88	1:33.400	17.976	72	1:32.386	1 Lap	7	1:32.271	05.387
72	1:32.762	1 Lap	51	1:31.698	04.885	66	1:33.914	19.517	13	1:32.772	1:14.267	35	1:32.838	11.332
8	1:33.068	1:02.859	35	1:32.065	05.664	21	1:34.112	20.037	8	1:33.260	1:17.272	51	1:34.172	12.629
13	1:32.819	1:09.353	85	1:32.187	06.095	11	1:33.590	20.320				85	1:33.960	12.869



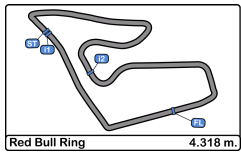


Red Bull Ring
F4 Italian Championship
Race - 2
Analysis by Lap



Num	Lap Time	Gap	Num	Lap Time	Gap	Num	Lap Time	Gap	Num	Lap Time	Gap	Num	Lap Time	Gap
6	1:32.632	14.635	86	1:32.378	26.563	Lap 17			48	1:35.156	25.707	21	1:33.016	33.824
48	1:32.598	15.016	3	1:32.580	27.416	52	1:31.575		4	1:34.733	26.514	27	1:32.684	35.102
77	1:32.562	18.167	21	1:34.223	29.488	87	1:31.574	01.553	15	1:35.516	26.893	72	1:32.379	1 Lap
15	1:32.486	18.925	27	1:33.654	29.725	46	1:31.735	03.548	19	1:34.533	27.020	78	1:33.681	39.145
4	1:32.542	19.460	78	1:33.271	32.155	17	1:32.125	06.612	88	1:34.595	27.378	84	1:33.128	47.067
19	1:32.423	19.755	72	1:32.053	1 Lap	7	1:32.171	07.129	66	1:33.243	28.662	13	1:32.956	1:23.767
88	1:32.306	20.182	84	1:38.320	41.521	35	1:32.630	14.227	11	1:33.085	28.927	8	1:33.034	1:26.142
66	1:32.601	23.143	13	1:33.016	1:18.179	85	1:32.260	17.562	71	1:32.723	29.485	Num Lap Time Gap		
11	1:32.679	23.987	8	1:32.840	1:20.987	51	1:32.866	18.813	86	1:32.529	29.681	Lap 20		
71	1:32.622	25.084	Num Lap Time Gap			6	1:35.420	22.122	3	1:32.464	30.308	52	1:31.731	
86	1:32.552	25.545	Lap 16			48	1:35.270	22.122	21	1:32.727	32.502	87	1:31.979	01.581
3	1:32.652	26.196	52	1:31.537		77	1:33.291	22.512	29	1:31.622	33.315	46	1:32.511	04.255
21	1:32.557	26.625	87	1:31.645	01.554	15	1:33.275	22.948	27	1:32.833	34.112	17	1:32.347	08.491
27	1:32.773	27.431	46	1:31.600	03.388	4	1:33.264	23.352	6	1:44.676	35.227	7	1:32.172	08.786
78	1:33.137	30.244	29	1:31.641	05.208	19	1:33.558	24.058	78	1:33.106	37.158	35	1:33.765	17.816
84	1:32.419	34.561	17	1:31.911	06.062	88	1:33.129	24.354	72	1:32.374	1 Lap	85	1:32.129	19.058
72	1:32.399	1 Lap	7	1:32.001	06.533	66	1:32.812	26.990	84	1:32.938	45.633	51	1:33.509	23.512
13	1:32.706	1:16.523	35	1:32.436	13.172	11	1:32.811	27.413	13	1:32.912	1:22.505	77	1:34.528	28.746
8	1:32.555	1:19.507	85	1:33.650	16.877	71	1:32.491	28.333	8	1:32.826	1:24.802	4	1:33.423	29.149
Num Lap Time Gap			51	1:34.449	17.522	86	1:32.517	28.723	Num Lap Time Gap			48	1:34.816	29.251
Lap 15			6	1:34.295	18.277	3	1:32.403	29.415	Lap 19			15	1:32.928	30.132
52	1:31.360		48	1:34.140	18.427	21	1:32.321	31.346	52	1:31.694		19	1:33.190	30.905
87	1:31.609	01.446	77	1:32.745	20.796	27	1:33.049	32.850	87	1:31.504	01.333	71	1:34.208	33.623
46	1:31.499	03.325	15	1:32.596	21.248	29	1:59.631	33.264	46	1:31.542	03.475	29	1:32.474	34.050
29	1:31.544	05.104	4	1:32.444	21.663	78	1:33.079	35.623	17	1:32.530	07.875	11	1:36.952	36.264
17	1:32.396	05.688	19	1:32.328	22.075	72	1:31.892	1 Lap	7	1:32.351	08.345	21	1:35.033	37.126
7	1:32.042	06.069	88	1:32.470	22.800	84	1:33.150	44.266	35	1:32.479	15.782	27	1:36.213	39.584
35	1:32.301	12.273	66	1:32.806	25.753	13	1:33.032	1:21.164	85	1:32.138	18.660	88	1:40.061	40.023
51	1:33.341	14.610	11	1:32.604	26.177	8	1:32.726	1:23.547	51	1:33.206	21.734	72	1:33.599	1 Lap
85	1:33.255	14.764	71	1:32.696	27.417	Num Lap Time Gap			77	1:32.668	25.949	78	1:34.577	41.991
6	1:32.244	15.519	86	1:32.755	27.781	Lap 18			48	1:32.153	26.166	84	1:34.868	50.204
48	1:32.168	15.824	3	1:32.708	28.587	52	1:31.571		4	1:32.637	27.457	13	1:33.813	1:25.849
77	1:32.781	19.588	21	1:32.649	30.600	87	1:31.541	01.523	15	1:33.736	28.935	8	1:33.907	1:28.318
15	1:32.624	20.189	27	1:33.188	31.376	46	1:31.650	03.627	19	1:34.120	29.446			
4	1:32.656	20.756	78	1:33.501	34.119	17	1:31.998	07.039	11	1:33.810	31.043			
19	1:32.889	21.284	72	1:32.140	1 Lap	7	1:32.130	07.688	71	1:33.355	31.146			
88	1:33.045	21.867	84	1:32.707	42.691	35	1:32.341	14.997	86	1:33.364	31.351			
66	1:32.701	24.484	13	1:33.065	1:19.707	85	1:32.225	18.216	3	1:32.848	31.462			
11	1:32.483	25.110	8	1:32.946	1:22.396	51	1:32.980	20.222	88	1:36.009	31.693			
71	1:32.534	26.258				77	1:34.034	24.975	29	1:31.686	33.307			



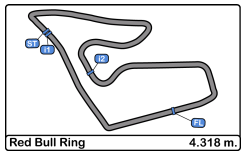


Red Bull Ring
F4 Italian Championship
Race - 2
Best Sectors Results



Sector - 1				Sector - 2				Sector - 3				Ideal Lap vs Best Lap			
Clas	Nº	Driver	Time	Nº	Driver	Time	Nº	Driver	Time	Clas	Nº	Driver	Ideal Lap	Best Lap	Clas
1	29	Joshua Durksen	23.153	46	Gabriele Mini	40.667	52	Jak Crawford	27.188	1	46	Gabriele Mini	1:31.144	1:31.499	5
2	51	Francesco Pizzi	23.177	87	Oliver Bearman	40.673	46	Gabriele Mini	27.229	2	87	Oliver Bearman	1:31.226	1:31.442	3
3	46	Gabriele Mini	23.248	52	Jak Crawford	40.757	29	Joshua Durksen	27.262	3	52	Jak Crawford	1:31.266	1:31.360	2
4	7	Dino Beganovic	23.258	17	Jonny Edgar	40.760	7	Dino Beganovic	27.263	4	29	Joshua Durksen	1:31.278	1:31.517	6
5	87	Oliver Bearman	23.268	7	Dino Beganovic	40.786	87	Oliver Bearman	27.285	5	7	Dino Beganovic	1:31.307	1:31.307	1
6	88	Hamda Al Qubaisi	23.272	29	Joshua Durksen	40.863	84	Francesco Simonazzi	27.292	6	17	Jonny Edgar	1:31.433	1:31.459	4
7	48	Jesse Salmenautio	23.279	51	Francesco Pizzi	40.895	72	Leonardo Fornaroli	27.337	7	51	Francesco Pizzi	1:31.509	1:31.698	7
8	4	Victor Bernier	23.292	6	Sebastian Montoya	40.946	17	Jonny Edgar	27.345	8	48	Jesse Salmenautio	1:31.718	1:31.883	9
9	85	Gabriel Bortoleto	23.314	88	Hamda Al Qubaisi	41.014	85	Gabriel Bortoleto	27.347	9	85	Gabriel Bortoleto	1:31.735	1:31.850	8
10	52	Jak Crawford	23.321	48	Jesse Salmenautio	41.021	6	Sebastian Montoya	27.403	10	6	Sebastian Montoya	1:31.796	1:32.017	12
11	17	Jonny Edgar	23.328	35	Delli Guanti Pietro	41.023	48	Jesse Salmenautio	27.418	11	72	Leonardo Fornaroli	1:31.801	1:31.892	10
12	35	Delli Guanti Pietro	23.334	85	Gabriel Bortoleto	41.074	86	Bence Valint	27.433	12	35	Delli Guanti Pietro	1:31.815	1:31.978	11
13	72	Leonardo Fornaroli	23.369	72	Leonardo Fornaroli	41.095	51	Francesco Pizzi	27.437	13	84	Francesco Simonazzi	1:31.952	1:32.419	19
14	71	Josef Knopp	23.371	11	Dexter Patterson	41.101	35	Delli Guanti Pietro	27.458	14	88	Hamda Al Qubaisi	1:31.965	1:32.191	13
15	15	Piotr Wisnicki	23.372	4	Victor Bernier	41.140	19	Sebastian Ogaard	27.485	15	4	Victor Bernier	1:32.051	1:32.444	20
16	86	Bence Valint	23.406	3	Smal Kyrill	41.157	21	Axel Gnos	27.487	16	19	Sebastian Ogaard	1:32.069	1:32.272	14
17	19	Sebastian Ogaard	23.420	19	Sebastian Ogaard	41.164	13	Jasin Ferati	27.501	17	3	Smal Kyrill	1:32.172	1:32.403	18
18	13	Jasin Ferati	23.425	8	Cenyu Han	41.169	3	Smal Kyrill	27.546	18	21	Axel Gnos	1:32.177	1:32.321	15
19	27	Sebastian Freymuth	23.427	77	Andrea Rosso	41.196	27	Sebastian Freymuth	27.551	19	27	Sebastian Freymuth	1:32.189	1:32.371	16
20	84	Francesco Simonazzi	23.428	15	Piotr Wisnicki	41.199	71	Josef Knopp	27.616	20	11	Dexter Patterson	1:32.197	1:32.483	22
21	11	Dexter Patterson	23.444	27	Sebastian Freymuth	41.211	4	Victor Bernier	27.619	21	15	Piotr Wisnicki	1:32.207	1:32.486	23
22	6	Sebastian Montoya	23.447	21	Axel Gnos	41.212	15	Piotr Wisnicki	27.636	22	86	Bence Valint	1:32.210	1:32.378	17
23	3	Smal Kyrill	23.469	84	Francesco Simonazzi	41.232	11	Dexter Patterson	27.652	23	71	Josef Knopp	1:32.223	1:32.491	24
24	21	Axel Gnos	23.478	71	Josef Knopp	41.236	77	Andrea Rosso	27.677	24	13	Jasin Ferati	1:32.236	1:32.626	27
25	77	Andrea Rosso	23.483	66	Zdenek Chovanek	41.309	88	Hamda Al Qubaisi	27.679	25	77	Andrea Rosso	1:32.356	1:32.463	21
26	66	Zdenek Chovanek	23.488	13	Jasin Ferati	41.310	66	Zdenek Chovanek	27.692	26	8	Cenyu Han	1:32.397	1:32.555	25
27	8	Cenyu Han	23.508	86	Bence Valint	41.371	8	Cenyu Han	27.720	27	66	Zdenek Chovanek	1:32.489	1:32.601	26
28	78	Mateusz Kaprzyk	23.576	78	Mateusz Kaprzyk	41.471	78	Mateusz Kaprzyk	27.728	28	78	Mateusz Kaprzyk	1:32.775	1:33.079	28
29	79	Markogiannis Georgios	23.646	79	Markogiannis Georgios	42.416	79	Markogiannis Georgios	28.345	29	79	Markogiannis Georgios	1:34.407	1:34.761	29



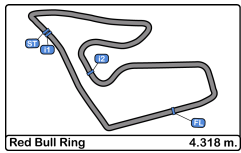


Red Bull Ring
F4 Italian Championship
Race - 2
Leader Sequence



N°	Driver	Nat	Competitor	Nat	Rookie	Start Lap	End Lap	Laps	Total Laps
46	Gabriele Mini	ITA	Prema Powerteam	ITA	R	1	1	1	1
52	Jak Crawford	USA	Van Amersfoort Racing	NLD		2	20	19	19

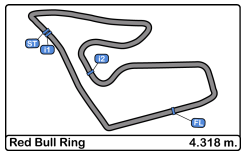




Red Bull Ring
F4 Italian Championship
Race - 2
Best 5 Lap Times



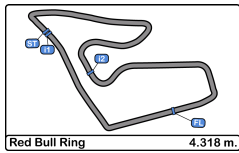
Cls	N°	Driver	Nat	Competitor	Nat	Rookie	Cls	Best 1		Best 2		Best 3		Best 4		Best 5	
								Time	Lap	Time	Lap	Time	Lap	Time	Lap	Time	Lap
1	7	Dino Beganovic	SW	Prema Powerteam	ITA	R	1	1:31.307	12	1:31.640	11	1:31.730	10	1:31.785	13	1:31.790	8
2	52	Jak Crawford	USA	Van Amersfoort Racing	NLD			1:31.360	15	1:31.444	11	1:31.455	10	1:31.482	8	1:31.494	12
3	87	Oliver Bearman	GBR	US Racing	DEU	R	2	1:31.442	8	1:31.480	11	1:31.504	19	1:31.532	12	1:31.541	18
4	17	Jonny Edgar	GBR	Van Amersfoort Racing	NLD			1:31.459	10	1:31.619	11	1:31.691	8	1:31.735	9	1:31.807	7
5	46	Gabriele Mini	ITA	Prema Powerteam	ITA	R	3	1:31.499	15	1:31.522	14	1:31.528	9	1:31.542	19	1:31.553	10
6	29	Joshua Durksen	DEU	BWT Muecke Motorsport	DEU			1:31.517	12	1:31.544	15	1:31.622	18	1:31.641	16	1:31.659	10
7	51	Francesco Pizzi	ITA	Van Amersfoort Racing	NLD	R	4	1:31.698	10	1:31.864	8	1:32.040	6	1:32.068	9	1:32.197	11
8	85	Gabriel Bortoleto	BRA	Prema Powerteam	ITA	R	5	1:31.850	9	1:32.079	11	1:32.101	8	1:32.129	20	1:32.138	19
9	48	Jesse Salmenautio	FIN	Bhaitech Srl	ITA			1:31.883	11	1:31.941	12	1:32.153	19	1:32.168	15	1:32.422	9
10	72	Leonardo Fornaroli	ITA	Iron Lynx Srl	ITA	R	6	1:31.892	16	1:32.031	9	1:32.053	14	1:32.066	10	1:32.140	15
11	35	Delli Guanti Pietro	ITA	BVM Racing	ITA	R	7	1:31.978	8	1:31.994	6	1:32.052	11	1:32.065	10	1:32.076	9
12	6	Sebastian Montoya	COL	Prema Powerteam	ITA	R	8	1:32.017	11	1:32.200	9	1:32.244	15	1:32.265	12	1:32.362	10
13	88	Hamda Al Qubaisi	UAE	Abu Dhabi Racing	UAE	R	9	1:32.191	12	1:32.279	13	1:32.306	14	1:32.470	16	1:32.764	6
14	19	Sebastian Ogaard	DNK	Bhaitech Srl	ITA	R	10	1:32.272	13	1:32.328	16	1:32.423	14	1:32.509	12	1:32.691	10
15	21	Axel Gnos	CHE	G4 Racing	CHE			1:32.321	17	1:32.557	14	1:32.606	6	1:32.649	16	1:32.727	18
16	27	Sebastian Freymuth	DEU	AS Motorsport	SVN			1:32.371	9	1:32.684	19	1:32.773	14	1:32.833	18	1:32.942	8
17	86	Bence Valint	HUN	Van Amersfoort Racing	NLD	R	11	1:32.378	15	1:32.517	17	1:32.529	18	1:32.552	14	1:32.685	9
18	3	Smal Kyrill	RUS	R-Ace GP	ITA			1:32.403	17	1:32.464	18	1:32.539	8	1:32.580	15	1:32.652	14
19	84	Francesco Simonazzi	ITA	Jenzer Motorsport	CHE	R	12	1:32.419	14	1:32.466	13	1:32.509	12	1:32.551	10	1:32.559	11
20	4	Victor Bernier	FRA	R-Ace GP	ITA			1:32.444	16	1:32.542	14	1:32.549	13	1:32.637	19	1:32.656	15
21	77	Andrea Rosso	ITA	Cram Motorsport Srl	ITA	R	13	1:32.463	12	1:32.562	14	1:32.591	13	1:32.625	10	1:32.668	19
22	11	Dexter Patterson	GBR	Bhaitech Srl	ITA	R	14	1:32.483	15	1:32.604	16	1:32.679	14	1:32.728	13	1:32.811	17
23	15	Piotr Wisnicki	POL	Jenzer Motorsport	CHE	R	15	1:32.486	14	1:32.559	6	1:32.596	16	1:32.600	10	1:32.624	15
24	71	Josef Knopp	CZE	BWT Muecke Motorsport	DEU	R	16	1:32.491	17	1:32.534	15	1:32.622	14	1:32.643	8	1:32.696	16
25	8	Cenyu Han	CHN	Van Amersfoort Racing	NLD	R	17	1:32.555	14	1:32.726	17	1:32.756	13	1:32.826	18	1:32.840	15
26	66	Zdenek Chovanek	CZE	Bhaitech Srl	ITA	R	18	1:32.601	14	1:32.701	15	1:32.797	13	1:32.798	12	1:32.806	16
27	13	Jasin Ferati	CHE	Jenzer Motorsport	CHE	R	19	1:32.626	13	1:32.632	10	1:32.697	9	1:32.706	14	1:32.772	12
28	78	Mateusz Kaprzyk	POL	Cram Motorsport Srl	ITA	R	20	1:33.079	17	1:33.101	10	1:33.106	18	1:33.137	14	1:33.200	11
29	79	Markogiannis Georgios	GRE	Cram Motorsport Srl	ITA	R	21	1:34.761	2	1:44.236	1						



Red Bull Ring
F4 Italian Championship
Race - 2
Best 5 Top Speeds



Cls	N°	Driver	Nat	Competitor	Nat	Rookie	Cls	Top 1		Top 2		Top 3		Top 4		Top 5		Avg
								Km/h	Lap	Km/h	Lap	Km/h	Lap	Km/h	Lap	Km/h	Lap	
1	29	Joshua Durksen	DEU	BWT Muecke Motorsport	DEU			220.8	6	219.9	14	219.9	18	219.5	15	219.0	8	219.8
2	48	Jesse Salmenautio	FIN	Bhaitech Srl	ITA			219.9	17	219.5	3	217.7	5	217.3	6	216.4	16	218.1
3	27	Sebastian Freymuth	DEU	AS Motorsport	SVN			219.0	2	216.4	10	216.0	3	216.0	12	214.2	9	216.3
4	51	Francesco Pizzi	ITA	Van Amersfoort Racing	NLD	R	1	219.0	1	218.1	7	217.7	5	217.7	11	217.3	6	218.0
5	71	Josef Knopp	CZE	BWT Muecke Motorsport	DEU	R	2	219.0	3	218.1	10	217.3	2	217.3	19	216.0	11	217.5
6	88	Hamda Al Qubaisi	UAE	Abu Dhabi Racing	UAE	R	3	219.0	3	219.0	8	218.6	15	217.3	11	216.8	6	218.1
7	3	Smal Kyrill	RUS	R-Ace GP	ITA			218.6	2	215.5	9	215.5	11	215.1	12	214.7	7	215.9
8	17	Jonny Edgar	GBR	Van Amersfoort Racing	NLD			218.6	2	217.7	5	215.5	6	215.1	7	215.1	16	216.4
9	13	Jasin Ferati	CHE	Jenzer Motorsport	CHE	R	4	218.1	3	214.2	1	213.8	2	209.3	10	208.8	7	212.9
10	15	Piotr Wisnicki	POL	Jenzer Motorsport	CHE	R	5	218.1	18	217.3	7	216.8	8	216.4	6	216.4	12	217.0
11	8	Cenyu Han	CHN	Van Amersfoort Racing	NLD	R	6	217.7	3	216.8	2	212.5	1	212.1	6	211.7	19	214.2
12	11	Dexter Patterson	GBR	Bhaitech Srl	ITA	R	7	217.7	2	216.4	6	216.4	9	216.4	19	216.0	7	216.6
13	46	Gabriele Mini	ITA	Prema Powerteam	ITA	R	8	217.7	3	217.7	13	216.8	10	216.4	12	216.0	6	216.9
14	72	Leonardo Fornaroli	ITA	Iron Lynx Srl	ITA	R	9	217.7	3	217.3	18	215.5	14	215.1	12	214.7	2	216.0
15	6	Sebastian Montoya	COL	Prema Powerteam	ITA	R	10	217.3	17	216.8	3	216.4	5	216.0	1	215.1	6	216.3
16	35	Delli Guanti Pietro	ITA	BVM Racing	ITA	R	11	217.3	8	216.0	5	215.5	9	215.1	7	214.7	12	215.7
17	4	Victor Bernier	FRA	R-Ace GP	ITA			216.8	17	216.4	3	216.4	8	215.5	18	215.1	1	216.0
18	7	Dino Beganovic	SW	Prema Powerteam	ITA	R	12	216.8	2	216.8	6	216.8	7	216.4	14	216.4	16	216.6
19	19	Sebastian Ogaard	DNK	Bhaitech Srl	ITA	R	13	216.8	8	214.2	6	214.2	7	213.8	5	213.8	14	214.6
20	21	Axel Gnos	CHE	G4 Racing	CHE			216.8	15	216.4	1	216.4	5	216.4	6	216.0	7	216.4
21	79	Markogiannis Georgios	GRE	Cram Motorsport Srl	ITA	R	14	216.8	3	214.7	1	213.4	2					215.0
22	84	Francesco Simonazzi	ITA	Jenzer Motorsport	CHE	R	15	216.8	3	215.5	6	214.2	5	213.4	7	212.1	2	214.4
23	85	Gabriel Bortoleto Oliverira	BRA	Prema Powerteam	ITA	R	16	216.4	7	216.4	15	216.0	6	215.5	9	215.5	12	216.0
24	86	Bence Valint	HUN	Van Amersfoort Racing	NLD	R	17	216.4	11	215.1	5	215.1	18	215.1	19	214.7	14	215.3
25	77	Andrea Rosso	ITA	Cram Motorsport Srl	ITA	R	18	216.0	5	215.1	6	213.0	18	212.5	2	212.5	8	213.8
26	52	Jak Crawford	USA	Van Amersfoort Racing	NLD			215.5	2	212.1	19	212.1	20	211.7	7	211.7	13	212.6
27	66	Zdenek Chovanek	CZE	Bhaitech Srl	ITA	R	19	215.5	7	214.7	3	214.7	6	214.2	8	214.2	9	214.7
28	87	Oliver Bearman	GBR	US Racing	DEU	R	20	215.5	3	215.1	2	215.1	5	215.1	7	214.7	6	215.1
29	78	Mateusz Kaprzyk	POL	Cram Motorsport Srl	ITA	R	21	215.1	2	213.0	1	213.0	7	212.5	6	212.1	5	213.1

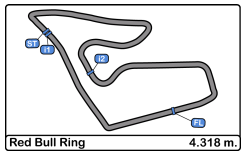


Red Bull Ring
F4 Italian Championship
Race - 2
Fastest Laps Sequence



Lap	Time of Day	Session Time	Nº	Driver	Nat	Competitor	Nat	Rookie	Time	Km/h
2	10:32:17.477	3:10.477	52	Jak Crawford	USA	Van Amersfoort Racing	NLD		1:33.206	166.7
2	10:32:18.056	3:11.056	87	Oliver Bearman	GBR	US Racing	DEU	R	1:33.203	166.7
2	10:32:18.675	3:11.675	29	Joshua Durksen	DEU	BWT Muecke Motorsport	DEU		1:33.038	167.0
5	10:38:02.290	8:55.290	52	Jak Crawford	USA	Van Amersfoort Racing	NLD		1:32.458	168.1
6	10:39:34.077	10:27.077	52	Jak Crawford	USA	Van Amersfoort Racing	NLD		1:31.787	169.3
7	10:41:05.767	11:58.767	52	Jak Crawford	USA	Van Amersfoort Racing	NLD		1:31.690	169.5
8	10:42:37.249	13:30.249	52	Jak Crawford	USA	Van Amersfoort Racing	NLD		1:31.482	169.9
8	10:42:37.955	13:30.955	87	Oliver Bearman	GBR	US Racing	DEU	R	1:31.442	169.9
12	10:48:47.678	19:40.678	7	Dino Beganovic	SWE	Prema Powerteam	ITA	R	1:31.307	170.2



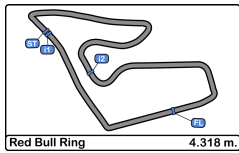


Red Bull Ring
F4 Italian Championship
Race - 2
Event Best Maximum Speed



Nº	Driver	Nat	Competitor	Nat	Rookie	Km/h	Session
29	Joshua Durksen	DEU	BWT Muecke Motorsport	DEU		220.8	Race - 2
88	Hamda Al Qubaisi	UAE	Abu Dhabi Racing	UAE	R	219.9	Qualifying - 2
51	Francesco Pizzi	ITA	Van Amersfoort Racing	NLD	R	219.9	Race - 1
48	Jesse Salmenautio	FIN	Bhaitech Srl	ITA		219.9	Race - 2
77	Andrea Rosso	ITA	Cram Motorsport Srl	ITA	R	219.5	Qualifying - 1
21	Axel Gnos	CHE	G4 Racing	CHE		219.5	Race - 1
71	Josef Knopp	CZE	BWT Muecke Motorsport	DEU	R	219.5	Race - 1
27	Sebastian Freymuth	DEU	AS Motorsport	SVN		219.0	Race - 2
46	Gabriele Mini	ITA	Prema Powerteam	ITA	R	218.6	Qualifying - 1
79	Markogiannis Georgios	GRE	Cram Motorsport Srl	ITA	R	218.6	Qualifying - 2
85	Gabriel Bortoleto Oliver	BRA	Prema Powerteam	ITA	R	218.6	Qualifying - 2
6	Sebastian Montoya	COL	Prema Powerteam	ITA	R	218.6	Race - 1
7	Dino Beganovic	SWE	Prema Powerteam	ITA	R	218.6	Race - 1
17	Jonny Edgar	GBR	Van Amersfoort Racing	NLD		218.6	Race - 2
3	Smal Kyrill	RUS	R-Ace GP	ITA		218.6	Race - 2
13	Jasin Ferati	CHE	Jenzer Motorsport	CHE	R	218.1	Race - 1
72	Leonardo Fornaroli	ITA	Iron Lynx Srl	ITA	R	218.1	Race - 1
52	Jak Crawford	USA	Van Amersfoort Racing	NLD		218.1	Race - 1
15	Piotr Wisnicki	POL	Jenzer Motorsport	CHE	R	218.1	Race - 2
11	Dexter Patterson	GBR	Bhaitech Srl	ITA	R	217.7	Qualifying - 2
87	Oliver Bearman	GBR	US Racing	DEU	R	217.7	Race - 1
8	Cenyu Han	CHN	Van Amersfoort Racing	NLD	R	217.7	Race - 2
35	Delli Guanti Pietro	ITA	BVM Racing	ITA	R	217.3	Race - 1
84	Francesco Simonazzi	ITA	Jenzer Motorsport	CHE	R	216.8	Race - 2
19	Sebastian Ogaard	DNK	Bhaitech Srl	ITA	R	216.8	Race - 2
4	Victor Bernier	FRA	R-Ace GP	ITA		216.8	Race - 2
86	Bence Valint	HUN	Van Amersfoort Racing	NLD	R	216.4	Race - 2
78	Mateusz Kaprzyk	POL	Cram Motorsport Srl	ITA	R	216.0	Qualifying - 1
95	Vlad Lomko	RUS	US Racing	DEU	R	216.0	Qualifying - 1
66	Zdenek Chovanek	CZE	Bhaitech Srl	ITA	R	215.5	Race - 2





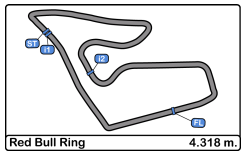
Red Bull Ring
F4 Italian Championship
Race - 2
Lap Chart



LAP

Nr	Pos	Grid	1	2	3	4	5	6	7	8	9	10	11	12	13	14	15	16	17	18	19	20
46	1	46	46	52	52	52	52	52	52	52	52	52	52	52	52	52	52	52	52	52	52	52
52	2	52	52	17	87	87	87	87	87	87	87	87	87	87	87	87	87	87	87	87	87	87
87	3	87	17	87	17	17	17	17	17	17	17	17	17	17	46	46	46	46	46	46	46	46
7	4	7	87	46	46	46	46	46	46	46	46	46	46	46	17	17	29	29	17	17	17	17
17	5	17	7	7	29	29	29	29	29	29	29	29	29	29	29	29	17	17	7	7	7	7
51	6	51	29	29	7	7	7	7	7	7	7	7	7	7	7	7	7	35	35	35	35	35
29	7	29	6	51	51	51	51	51	51	51	51	51	51	51	51	35	35	35	85	85	85	85
77	8	77	51	77	77	77	35	35	35	35	35	35	35	35	35	51	51	85	51	51	51	51
85	9	85	77	85	35	35	85	85	85	85	85	85	85	85	85	85	85	51	6	77	77	77
35	10	35	85	35	85	85	77	77	6	6	6	6	6	6	6	6	6	6	48	48	48	4
6	11	6	35	6	6	6	48	48	48	48	48	48	48	48	48	48	48	48	77	4	4	48
72	12	72	48	48	48	48	6	6	77	77	77	77	77	77	77	77	77	77	15	15	15	15
48	13	48	4	4	4	4	4	4	15	15	15	15	15	15	15	15	15	15	4	19	19	19
84	14	84	84	84	84	84	84	84	4	4	4	4	4	4	4	4	4	4	19	88	11	71
88	15	88	72	72	72	88	88	88	19	19	19	19	19	19	19	19	19	19	88	66	71	29
15	16	15	88	88	88	15	15	15	88	88	88	88	88	88	88	88	88	88	66	11	86	11
4	17	4	15	15	15	21	21	21	66	66	66	66	66	66	66	66	66	66	11	71	3	21
19	18	19	19	21	21	19	19	19	21	21	21	21	21	11	11	11	11	11	71	86	88	27
79	19	79	21	19	19	11	66	66	11	11	11	71	11	71	71	71	71	71	86	3	29	88
21	20	21	13	3	11	66	11	11	71	71	71	11	71	86	86	86	86	86	3	21	21	78
66	21	66	66	66	66	27	8	71	3	3	3	3	3	3	3	3	3	3	21	29	27	84
13	22	13	3	13	13	8	71	3	27	27	27	27	86	27	21	21	21	21	27	27	78	13
71	23	71	11	79	27	71	3	27	86	86	86	86	27	21	27	27	27	27	29	6	84	8
3	24	3	79	11	8	86	27	86	78	78	78	78	78	78	78	78	78	78	78	78	13	
78	25	78	78	78	71	3	78	78	84	84	84	84	84	84	84	84	84	84	84	84	84	8
86	26	86	71	71	86	78	86	8	8	8	8	13	13	13	13	13	13	13	13	13	72	
11	27	11	8	8	3	72	13	13	13	13	13	8	8	8	8	8	8	8	8	8	8	
8	28	8	27	27	78	13	72	72	72	72	72	72	72	72	72	72	72	72	72	72	72	
27	29	27	86	86																		

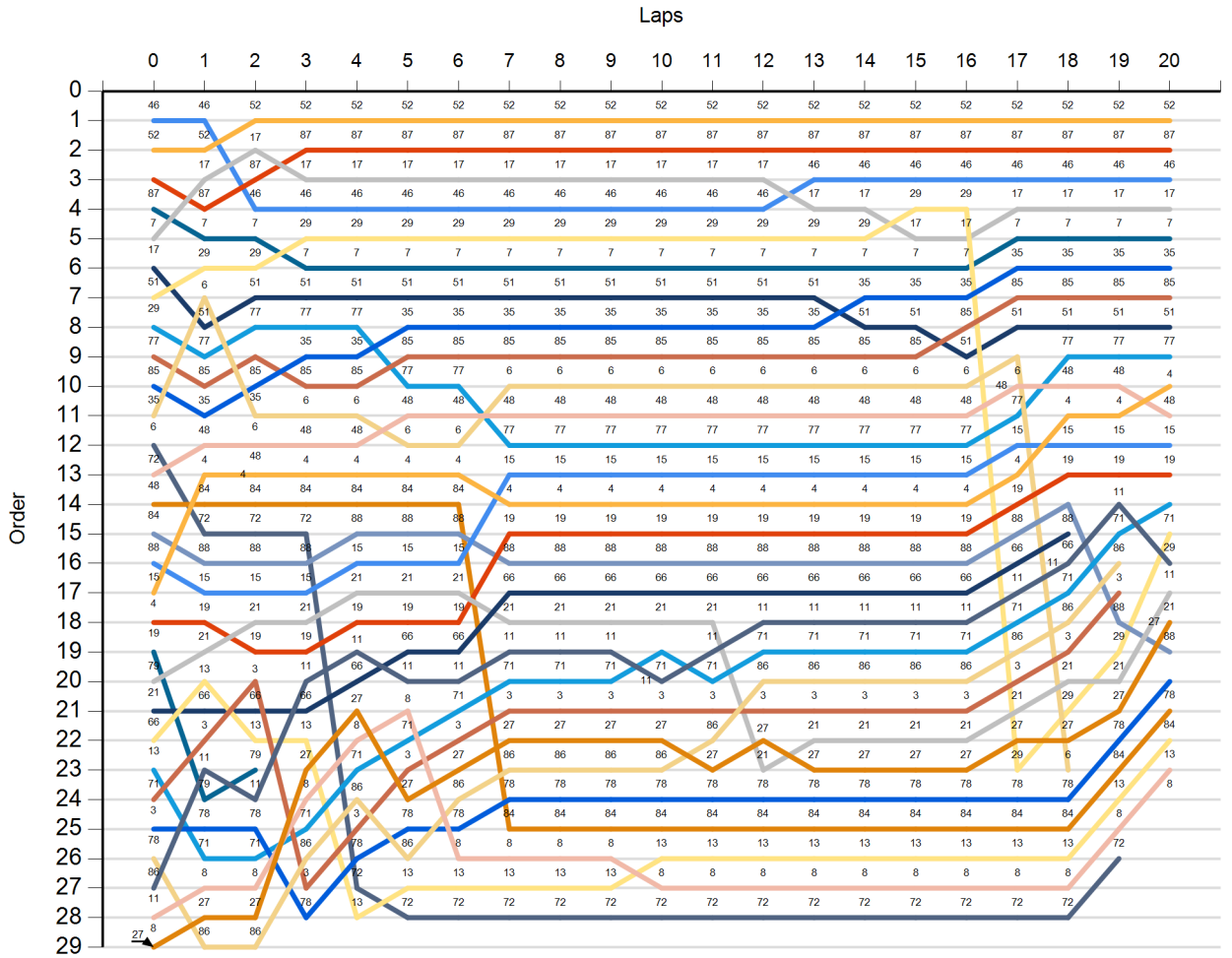


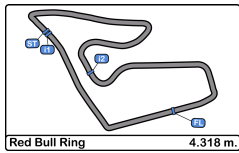


Red Bull Ring
F4 Italian Championship
Race - 2
Graphic Lap Chart



- 46
- 52
- 87
- 7
- 17
- 51
- 29
- 77
- 85
- 35
- 6
- 72
- 48
- 84
- 88
- 15
- 4
- 19
- 79
- 21
- 66
- 13
- 71
- 3
- 78
- 86
- 11
- 8
- 27



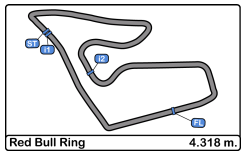


Red Bull Ring
F4 Italian Championship
Race - 2
Pit Stop Analysis



N°	In Day Time	Driver	Nat	Competitor	Nat	In Time	Stop N°	Pit Time	Handicap	Penalty
72	10:36:34.714	Leonardo Fomaroli	ITA	Iron Lynx Srl	ITA	7:27.594	1	1:51.573		
13	10:36:37.694	Jasin Ferati	CHE	Jenzer Motorsport	CHE	7:30.574	1	56.613		
8	10:39:47.842	Cenyu Han	CHN	Van Amersfoort Racing	NLD	10:40.721	1	46.291		

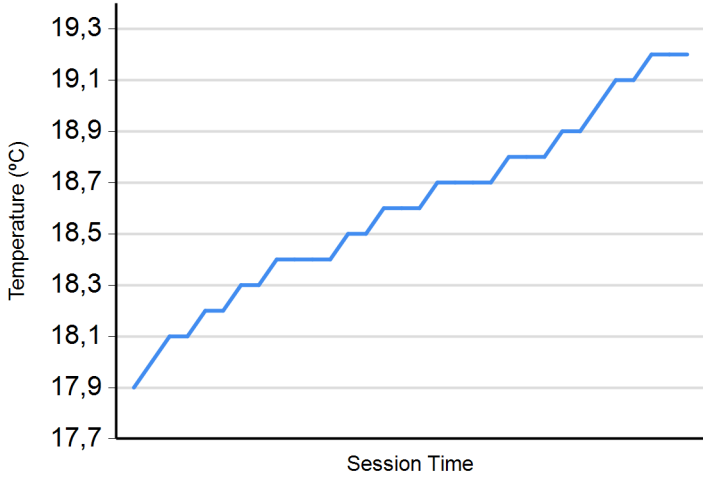




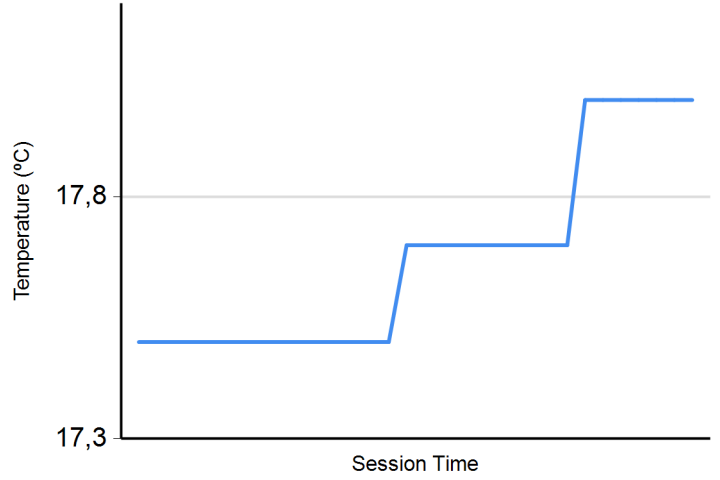
Red Bull Ring
F4 Italian Championship
Race - 2
Weather Report



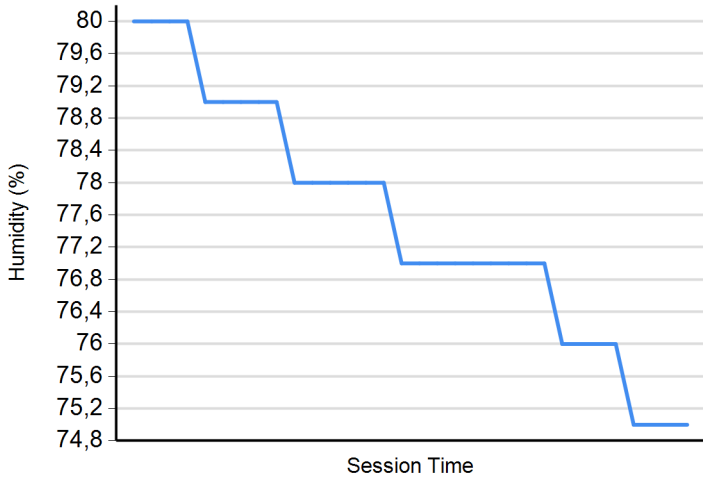
Air Temperature



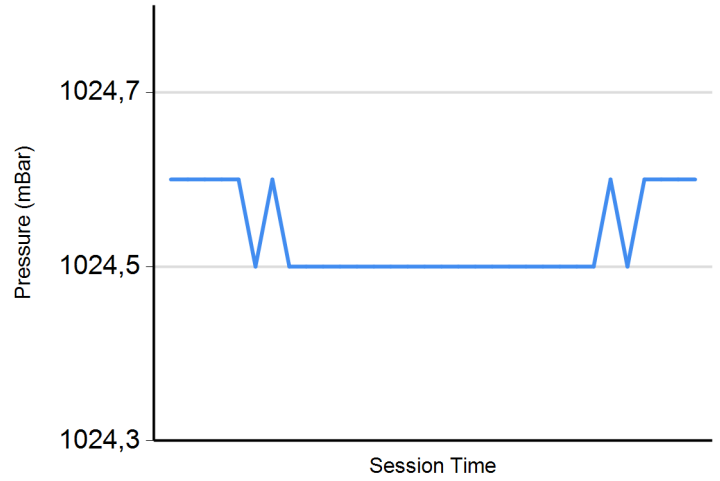
Track Temperature



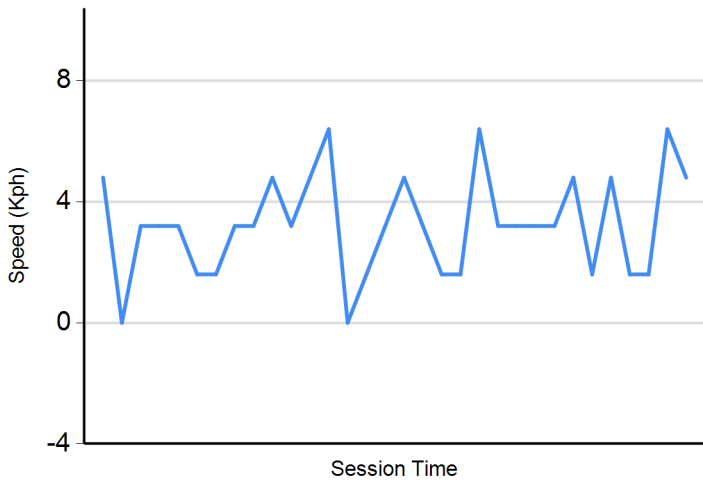
Humidity



Pressure



Wind Speed



Wind direction

North = 0°/360° Est = 90° South = 180° West = 270°

