

Paul Ricard
Italian F4 Championship powered
Race - 2
Final Results



Paul Ricard 5.822 m.

Clas	Nº	Driver	Nat	Cat	Clas	Team	Nat	Vehicle	Laps	Total Time	Gap	Interval	Km/h	Best	Time	Km/h
1	70	Tim Tramnitz	GER			US Racing	GER	Tatuus F.4 T014	14	33:51.423			144.4	13	2:05.264	167.3
2	8	Luke Browning	GBR			US Racing	GER	Tatuus F.4 T014	14	33:52.110	0.687	0.687	144.3	12	2:05.142	167.4
3	7	Kirill Smal	RUS			Prema Powerteam	ITA	Tatuus F.4 T014	14	33:52.864	1.441	0.754	144.3	4	2:05.100	167.5
4	6	Sebastian Montoya	COL			Prema Powerteam	ITA	Tatuus F.4 T014	14	33:57.553	6.130	4.689	144.0	4	2:05.747	166.6
5	10	Joshua Dürksen	DEU			BWT Muecke Motorsport	DEU	Tatuus F.4 T014	14	33:57.985	6.562	0.432	143.9	13	2:05.880	166.5
6	69	Vlad Lomko	RUS			US Racing	DEU	Tatuus F.4 T014	14	33:58.414	6.991	0.429	143.9	12	2:05.844	166.5
7	87	Oliver Bearman	GBR			Van Amersfoort Racing	NLD	Tatuus F.4 T014	14	33:59.578	8.155	1.164	143.8	4	2:05.348	167.2
8	72	Leonardo Fornaroli	ITA			Iron Lynx Srl	ITA	Tatuus F.4 T014	14	34:00.206	8.783	0.628	143.8	3	2:06.033	166.2
9	84	Francesco Simonazzi	ITA			BVM Racing	ITA	Tatuus F.4 T014	14	34:00.268	8.845	0.062	143.8	12	2:06.004	166.3
10	12	Lorenzo Patrese	ITA	R	1	AKM Motorsport	ITA	Tatuus F.4 T014	14	34:02.763	11.340	2.495	143.6	13	2:06.778	165.3
11	24	Piotr Wisnicki	POL			Jenzer Motorsport	CHE	Tatuus F.4 T014	14	34:06.691	15.268	3.928	143.3	12	2:06.961	165.0
12	68	Santiago Ramos	MEX			Jenzer Motorsport	CHE	Tatuus F.4 T014	14	34:09.238	17.815	2.547	143.1	4	2:06.893	165.1
13	37	Kacper Sztuka	POL	R	2	AS Motorsport	SVK	Tatuus F.4 T014	14	34:09.489	18.066	0.251	143.1	4	2:05.870	166.5
14	54	Marcus Amand	FRA	R	3	R-ACE GP	FRA	Tatuus F.4 T014	14	34:10.778	19.355	1.289	143.0	4	2:07.517	164.3
15	73	Pietro Armanni	ITA	R	4	Iron Lynx Srl	ITA	Tatuus F.4 T014	14	34:11.373	19.950	0.595	143.0	12	2:07.380	164.5
16	23	Erick Zuniga	MEX			BWT Muecke Motorsport	ITA	Tatuus F.4 T014	14	34:11.638	20.215	0.265	143.0	4	2:07.141	164.8
17	83	Maya Weug	BEL	R	5	Iron Lynx Srl	ITA	Tatuus F.4 T014	14	34:11.909	20.486	0.271	143.0	4	2:07.596	164.2
18	35	Nicolas Baptiste	COL	R	6	Cram Motorsport Srl	ITA	Tatuus F.4 T014	14	34:12.743	21.320	0.834	142.9	12	2:07.634	164.2
19	79	Georgios	GRC	R	7	Cram Motorsport Srl	ITA	Tatuus F.4 T014	14	34:12.942	21.519	0.199	142.9	13	2:07.617	164.2
20	11	Levente Revesz	HUN	R	8	AKM Motorsport	ITA	Tatuus F.4 T014	14	34:13.919	22.496	0.977	142.8	3	2:07.580	164.2
21	15	Nikita Bedrin	RUS	R	9	Van Amersfoort Racing	NLD	Tatuus F.4 T014	14	34:16.283	24.860	2.364	142.6	3	2:06.179	166.1
22	13	Joshua Dufek	AUT			Van Amersfoort Racing	NLD	Tatuus F.4 T014	14	34:16.328	24.905	0.045	142.6	4	2:06.634	165.5
23	77	Pedro Perino	PRT	R	10	DR Formula	ITA	Tatuus F.4 T014	14	34:17.784	26.361	1.456	142.5	13	2:07.270	164.6
24	17	Leonardo Bizzotto	ITA	R	11	BVM Racing	ITA	Tatuus F.4 T014	14	34:19.554	28.131	1.770	142.4	4	2:06.711	165.4
25	52	Eron Rexhepi	CHE	R	12	BVM Racing	ITA	Tatuus F.4 T014	14	34:19.643	28.220	0.089	142.4	6	2:07.947	163.8
26	41	Jonas Ried	DEU	R	13	BWT Muecke Motorsport	DEU	Tatuus F.4 T014	14	34:22.609	31.186	2.966	142.2	4	2:06.713	165.4
27	88	Qubaisi Hamda Al	ARE			Prema Powerteam	ITA	Tatuus F.4 T014	14	34:29.094	37.671	6.485	141.8	13	2:08.076	163.6
28	36	Zanfari Suleiman	MAR			Cram Motorsport Srl	ITA	Tatuus F.4 T014	13	31:59.848	1 Lap	1 Lap	141.9	4	2:07.089	164.9
29	27	Jorge Garciarce	MEX			Jenzer Motorsport	CHE	Tatuus F.4 T014	13	32:06.436	1 Lap	6.588	141.4	4	2:07.350	164.5
30	22	Vittorio Catino	ITA	R	14	Cram Motorsport Srl	ITA	Tatuus F.4 T014	12	30:48.971	2 Laps	1 Lap	136.0	4	2:07.754	164.0
31	18	Cenyu Han	CHN			Van Amersfoort Racing	NLD	Tatuus F.4 T014	12	30:57.857	2 Laps	8.886	135.3	4	2:06.973	165.0

Not classified: (Requirements: 70% of number laps of leader = 10 Laps)

56	Sami Meguetounifi	FRA				R-ACE GP	FRA	Tatuus F.4 T014	7	16:53.500	7 Laps	5 Laps	144.7	3	2:05.979	166.3
55	Victor Bernier	FRA				R-ACE GP	FRA	Tatuus F.4 T014	4	8:33.802	10 Laps	3 Laps	163.1	3	2:05.542	166.9
20	Conrad Laursen	DNK	R	15		Prema Powerteam	ITA	Tatuus F.4 T014	4	8:34.092	10 Laps	0.290	163.0	3	2:05.839	166.5
25	Samir Ben	CHE	R	16		Jenzer Motorsport	CHE	Tatuus F.4 T014	4	9:11.979	10 Laps	37.887	151.8	2	2:12.488	158.1
86	Bence Valint	HUN				Van Amersfoort Racing	NLD	Tatuus F.4 T014								
28	Francesco Braschi	ITA	R	17		Jenzer Motorsport	CHE	Tatuus F.4 T014								

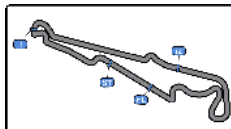
Fastest lap Kirill Smal in 2:05.100 at 167.5 Km/h in lap 4

Published at:.....

Track Temp: 19.3 °C Air Temp: 16.3 °C Humidity: 80 % Track Status: WET

Stewards:	Race Director:	Timekeeper: Luis Angel Garcia Nufez JOB/I-0020-ESP
------------------	-----------------------	---





Paul Ricard
Italian F4 Championship powered
Race - 2



Paul Ricard 5.822 m.

Provisional Results

Clas	Nº	Driver	Nat	Cat	Clas	Team	Nat	Vehicle	Laps	Total Time	Gap	Interval	Km/h	Best	Time	Km/h
1	70	Tim Tramnitz	GER			US Racing	GER	Tatuus F.4 T014	14	33:51.423			144.4	13	2:05.264	167.3
2	8	Luke Browning	GBR			US Racing	GER	Tatuus F.4 T014	14	33:52.110	0.687	0.687	144.3	12	2:05.142	167.4
3	7	Kirill Smal	RUS			Prema Powerteam	ITA	Tatuus F.4 T014	14	33:52.864	1.441	0.754	144.3	4	2:05.100	167.5
4	6	Sebastian Montoya	COL			Prema Powerteam	ITA	Tatuus F.4 T014	14	33:57.553	6.130	4.689	144.0	4	2:05.747	166.6
5	10	Joshua Dürksen	DEU			BWT Muecke Motorsport	DEU	Tatuus F.4 T014	14	33:57.985	6.562	0.432	143.9	13	2:05.880	166.5
6	69	Vlad Lomko	RUS			US Racing	DEU	Tatuus F.4 T014	14	33:58.414	6.991	0.429	143.9	12	2:05.844	166.5
7	87	Oliver Bearman	GBR			Van Amersfoort Racing	NLD	Tatuus F.4 T014	14	33:59.578	8.155	1.164	143.8	4	2:05.348	167.2
8	72	Leonardo Fornaroli	ITA			Iron Lynx Srl	ITA	Tatuus F.4 T014	14	34:00.206	8.783	0.628	143.8	3	2:06.033	166.2
9	84	Francesco Simonazzi	ITA			BVM Racing	ITA	Tatuus F.4 T014	14	34:00.268	8.845	0.062	143.8	12	2:06.004	166.3
10	12	Lorenzo Patrese	ITA	R	1	AKM Motorsport	ITA	Tatuus F.4 T014	14	34:02.763	11.340	2.495	143.6	13	2:06.778	165.3
11	24	Piotr Wisnicki	POL			Jenzer Motorsport	CHE	Tatuus F.4 T014	14	34:06.691	15.268	3.928	143.3	12	2:06.961	165.0
12	68	Santiago Ramos	MEX			Jenzer Motorsport	CHE	Tatuus F.4 T014	14	34:09.238	17.815	2.547	143.1	4	2:06.893	165.1
13	37	Kacper Sztuka	POL	R	2	AS Motorsport	SVK	Tatuus F.4 T014	14	34:09.489	18.066	0.251	143.1	4	2:05.870	166.5
14	54	Marcus Amand	FRA	R	3	R-ACE GP	FRA	Tatuus F.4 T014	14	34:10.778	19.355	1.289	143.0	4	2:07.517	164.3
15	73	Pietro Armanni	ITA	R	4	Iron Lynx Srl	ITA	Tatuus F.4 T014	14	34:11.373	19.950	0.595	143.0	12	2:07.380	164.5
16	23	Erick Zuniga	MEX			BWT Muecke Motorsport	ITA	Tatuus F.4 T014	14	34:11.638	20.215	0.265	143.0	4	2:07.141	164.8
17	83	Maya Weug	BEL	R	5	Iron Lynx Srl	ITA	Tatuus F.4 T014	14	34:11.909	20.486	0.271	143.0	4	2:07.596	164.2
18	35	Nicolas Baptiste	COL	R	6	Cram Motorsport Srl	ITA	Tatuus F.4 T014	14	34:12.743	21.320	0.834	142.9	12	2:07.634	164.2
19	79	Georgios	GRC	R	7	Cram Motorsport Srl	ITA	Tatuus F.4 T014	14	34:12.942	21.519	0.199	142.9	13	2:07.617	164.2
20	11	Levente Revesz	HUN	R	8	AKM Motorsport	ITA	Tatuus F.4 T014	14	34:13.919	22.496	0.977	142.8	3	2:07.580	164.2
21	15	Nikita Bedrin	RUS	R	9	Van Amersfoort Racing	NLD	Tatuus F.4 T014	14	34:16.283	24.860	2.364	142.6	3	2:06.179	166.1
22	13	Joshua Dufek	AUT			Van Amersfoort Racing	NLD	Tatuus F.4 T014	14	34:16.328	24.905	0.045	142.6	4	2:06.634	165.5
23	77	Pedro Perino	PRT	R	10	DR Formula	ITA	Tatuus F.4 T014	14	34:17.784	26.361	1.456	142.5	13	2:07.270	164.6
24	17	Leonardo Bizzotto	ITA	R	11	BVM Racing	ITA	Tatuus F.4 T014	14	34:19.554	28.131	1.770	142.4	4	2:06.711	165.4
25	52	Eron Rexhepi	CHE	R	12	BVM Racing	ITA	Tatuus F.4 T014	14	34:19.643	28.220	0.089	142.4	6	2:07.947	163.8
26	41	Jonas Ried	DEU	R	13	BWT Muecke Motorsport	DEU	Tatuus F.4 T014	14	34:22.609	31.186	2.966	142.2	4	2:06.713	165.4
27	88	Qubaisi Hamda Al	ARE			Prema Powerteam	ITA	Tatuus F.4 T014	14	34:29.094	37.671	6.485	141.8	13	2:08.076	163.6
28	36	Zanfari Suleiman	MAR			Cram Motorsport Srl	ITA	Tatuus F.4 T014	13	31:59.848	1 Lap	1 Lap	141.9	4	2:07.089	164.9
29	27	Jorge Garciarce	MEX			Jenzer Motorsport	CHE	Tatuus F.4 T014	13	32:06.436	1 Lap	6.588	141.4	4	2:07.350	164.5
30	22	Vittorio Catino	ITA	R	14	Cram Motorsport Srl	ITA	Tatuus F.4 T014	12	30:48.971	2 Laps	1 Lap	136.0	4	2:07.754	164.0
31	18	Cenyu Han	CHN			Van Amersfoort Racing	NLD	Tatuus F.4 T014	12	30:57.857	2 Laps	8.886	135.3	4	2:06.973	165.0

Not classified: (Requirements: 70% of number laps of leader = 10 Laps)

56	Sami Meguetounifi	FRA				R-ACE GP	FRA	Tatuus F.4 T014	7	16:53.500	7 Laps	5 Laps	144.7	3	2:05.979	166.3
55	Victor Bernier	FRA				R-ACE GP	FRA	Tatuus F.4 T014	4	8:33.802	10 Laps	3 Laps	163.1	3	2:05.542	166.9
20	Conrad Laursen	DNK	R	15		Prema Powerteam	ITA	Tatuus F.4 T014	4	8:34.092	10 Laps	0.290	163.0	3	2:05.839	166.5
25	Samir Ben	CHE	R	16		Jenzer Motorsport	CHE	Tatuus F.4 T014	4	9:11.979	10 Laps	37.887	151.8	2	2:12.488	158.1
86	Bence Valint	HUN				Van Amersfoort Racing	NLD	Tatuus F.4 T014								
28	Francesco Braschi	ITA	R	17		Jenzer Motorsport	CHE	Tatuus F.4 T014								

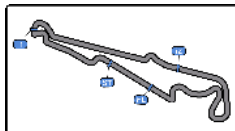
Fastest lap Kirill Smal in 2:05.100 at 167.5 Km/h in lap 4

Published at:.....

Track Temp: 19.3 °C Air Temp: 16.3 °C Humidity: 80 % Track Status: WET

Stewards:	Race Director:	Timekeeper: Luis Angel Garcia Nuñez JOB/I-0020-ESP
------------------	-----------------------	---





Paul Ricard
Italian F4 Championship powered
Race - 2



Paul Ricard 5.822 m.

Provisional Results by Class

Clas	Nº	Driver	Nat	Cat	Clas	Team	Nat	Vehicle	Laps	Total Time	Gap	Interval	Km/h	Best	Time	Km/h
1	70	Tim Tramnitz	DEU			US Racing	DEU	Tatuus F.4 T014 Abarth	14	33:51.423			144.4	13	2:05.264	167.3
2	8	Luke Browning	GBR			US Racing	DEU	Tatuus F.4 T014 Abarth	14	33:52.110	0.687	0.687	144.3	12	2:05.142	167.4
3	7	Kirill Smal	RUS			Prema Powerteam	ITA	Tatuus F.4 T014 Abarth	14	33:52.864	1.441	0.754	144.3	4	2:05.100	167.5
4	6	Sebastian Montoya	COL			Prema Powerteam	ITA	Tatuus F.4 T014 Abarth	14	33:57.553	6.130	4.689	144.0	4	2:05.747	166.6
5	10	Joshua Dürksen	FRY			BWT Muecke Motorsport	DEU	Tatuus F.4 T014 Abarth	14	33:57.985	6.562	0.432	143.9	13	2:05.880	166.5
6	69	Vlad Lomko	RUS			US Racing	DEU	Tatuus F.4 T014 Abarth	14	33:58.414	6.991	0.429	143.9	12	2:05.844	166.5
7	87	Oliver Bearman	GBR			Van Amersfoort Racing	NLD	Tatuus F.4 T014 Abarth	14	33:59.578	8.155	1.164	143.8	4	2:05.348	167.2
8	72	Leonardo Fomarelli	ITA			Iron Lynx Srl	ITA	Tatuus F.4 T014 Abarth	14	34:00.206	8.783	0.628	143.8	3	2:06.033	166.2
9	84	Francesco Simonazzi	ITA			BVM Racing	ITA	Tatuus F.4 T014 Abarth	14	34:00.268	8.845	0.062	143.8	12	2:06.004	166.3
10	24	Piotr Wisnicki	POL			Jenzer Motorsport	CHE	Tatuus F.4 T014 Abarth	14	34:06.691	15.268	6.423	143.3	12	2:06.961	165.0
11	68	Santiago Ramos Reynoso	MEX			Jenzer Motorsport	CHE	Tatuus F.4 T014 Abarth	14	34:09.238	17.815	2.547	143.1	4	2:06.893	165.1
12	23	Erick Zuniga	MEX			BWT Muecke Motorsport	ITA	Tatuus F.4 T014 Abarth	14	34:11.638	20.215	2.400	143.0	4	2:07.141	164.8
13	13	Joshua Dufek	AUT			Van Amersfoort Racing	NLD	Tatuus F.4 T014 Abarth	14	34:16.328	24.905	4.690	142.6	4	2:06.634	165.5
14	88	Qubaisi Hamda Al	ARE			Prema Powerteam	ITA	Tatuus F.4 T014 Abarth	14	34:29.094	37.671	12.766	141.8	13	2:08.076	163.6
15	36	Zanfari Suleiman	MAR			Cram Motorsport Srl	ITA	Tatuus F.4 T014 Abarth	13	31:59.848	1 Lap	1 Lap	141.9	4	2:07.089	164.9
16	27	Jorge Garciae Davila	MEX			Jenzer Motorsport	CHE	Tatuus F.4 T014 Abarth	13	32:06.436	1 Lap	6.588	141.4	4	2:07.350	164.5
17	18	Cenyu Han	CHN			Van Amersfoort Racing	NLD	Tatuus F.4 T014 Abarth	12	30:57.857	2 Laps	1 Lap	135.3	4	2:06.973	165.0

Not classified: (Requirements: 70% of number laps of leader = 10 Laps)

56	Sami Meguetounifi	FRA			R-ACE GP	FRA	Tatuus F.4 T014 Abarth	7	16:53.500	7 Laps	5 Laps	144.7	3	2:05.979	166.3
55	Victor Bernier	FRA			R-ACE GP	FRA	Tatuus F.4 T014 Abarth	4	8:33.802	10 Laps	3 Laps	163.1	3	2:05.542	166.9
86	Bence Valint	HUN			Van Amersfoort Racing	NLD	Tatuus F.4 T014 Abarth								

Rookie

1	12	Lorenzo Patrese	ITA	R	1	AKM Motorsport	ITA	Tatuus F.4 T014 Abarth	14	34:02.763			143.6	13	2:06.778	165.3
2	37	Kacper Sztuka	POL	R	2	AS Motorsport	SVN	Tatuus F.4 T014 Abarth	14	34:09.489	6.726	6.726	143.1	4	2:05.870	166.5
3	54	Marcus Amand	FRA	R	3	R-ACE GP	FRA	Tatuus F.4 T014 Abarth	14	34:10.778	8.015	1.289	143.0	4	2:07.517	164.3
4	73	Pietro Armanni	ITA	R	4	Iron Lynx Srl	ITA	Tatuus F.4 T014 Abarth	14	34:11.373	8.610	0.595	143.0	12	2:07.380	164.5
5	83	Maya Weug	BEL	R	5	Iron Lynx Srl	ITA	Tatuus F.4 T014 Abarth	14	34:11.909	9.146	0.536	143.0	4	2:07.596	164.2
6	35	Nicolas Baptiste	COL	R	6	Cram Motorsport Srl	ITA	Tatuus F.4 T014 Abarth	14	34:12.743	9.980	0.834	142.9	12	2:07.634	164.2
7	79	Georgios Markogiannis	GRC	R	7	Cram Motorsport Srl	ITA	Tatuus F.4 T014 Abarth	14	34:12.942	10.179	0.199	142.9	13	2:07.617	164.2
8	11	Levente Revesz	HUN	R	8	AKM Motorsport	ITA	Tatuus F.4 T014 Abarth	14	34:13.919	11.156	0.977	142.8	3	2:07.580	164.2
9	15	Nikita Bedrin	RUS	R	9	Van Amersfoort Racing	NLD	Tatuus F.4 T014 Abarth	14	34:16.283	13.520	2.364	142.6	3	2:06.179	166.1
10	77	Pedro Perino	PRT	R	10	DR Formula	ITA	Tatuus F.4 T014 Abarth	14	34:17.784	15.021	1.501	142.5	13	2:07.270	164.6
11	17	Leonardo Bizzotto	ITA	R	11	BVM Racing	ITA	Tatuus F.4 T014 Abarth	14	34:19.554	16.791	1.770	142.4	4	2:06.711	165.4
12	52	Eron Rexhepi	CHE	R	12	BVM Racing	ITA	Tatuus F.4 T014 Abarth	14	34:19.643	16.880	0.089	142.4	6	2:07.947	163.8
13	41	Jonas Ried	DEU	R	13	BWT Muecke Motorsport	DEU	Tatuus F.4 T014 Abarth	14	34:22.609	19.846	2.966	142.2	4	2:06.713	165.4
14	22	Vittorio Catino	ITA	R	14	Cram Motorsport Srl	ITA	Tatuus F.4 T014 Abarth	12	30:48.971	2 Laps	2 Laps	136.0	4	2:07.754	164.0

Not classified: (Requirements: 70% of number laps of leader = 10 Laps)

20	Conrad Laursen	DNK	R	15	Prema Powerteam	ITA	Tatuus F.4 T014 Abarth	4	8:34.092	10 Laps	8 Laps	163.0	3	2:05.839	166.5
25	Samir Ben	CHE	R	16	Jenzer Motorsport	CHE	Tatuus F.4 T014 Abarth	4	9:11.979	10 Laps	37.887	151.8	2	2:12.488	158.1
28	Francesco Braschi	ITA	R	17	Jenzer Motorsport	CHE	Tatuus F.4 T014 Abarth								

Fastest lap Kirill Smal in 2:05.100 at 167.5 Km/h in lap 4

Published at:.....

Track Temp: 19.3 °C Air Temp: 16.3 °C Humidity: 80 % Track Status: WET

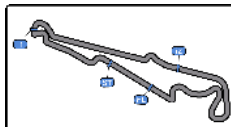
Stewards:

Race Director:

Timekeeper:

Luis Angel Garcia Nufez
JOB/I-0020-ESP



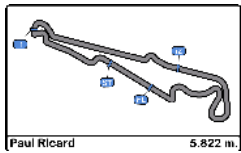


Paul Ricard
Italian F4 Championship powered
Race - 2



Paul Ricard 5.822 m. Provisional Classification by Driver Fastest Lap

Clas	Nº	Driver	Nat	Cat	Clas	Team	Nat	Vehicle	Laps	Best	Time	Gap	Interval	Km/h
1	7	Kirill Smal	RUS			Prema Powerteam	ITA	Tatuus F.4 T014	14	4	2:05.100			167.5
2	8	Luke Browning	GBR			US Racing	DEU	Tatuus F.4 T014	14	12	2:05.142	0.042	0.042	167.4
3	70	Tim Tramnitz	DEU			US Racing	DEU	Tatuus F.4 T014	14	13	2:05.264	0.164	0.122	167.3
4	87	Oliver Bearman	GBR			Van Amersfoort Racing	IND	Tatuus F.4 T014	14	4	2:05.348	0.248	0.084	167.2
5	55	Victor Bernier	FRA			R-ACE GP	FRA	Tatuus F.4 T014	4	3	2:05.542	0.442	0.194	166.9
6	6	Sebastian Montoya	COL			Prema Powerteam	ITA	Tatuus F.4 T014	14	4	2:05.747	0.647	0.205	166.6
7	20	Conrad Laursen	DNK	R	1	Prema Powerteam	ITA	Tatuus F.4 T014	4	3	2:05.839	0.739	0.092	166.5
8	69	Vlad Lomko	RUS			US Racing	DEU	Tatuus F.4 T014	14	12	2:05.844	0.744	0.005	166.5
9	37	Kacper Sztuka	POL	R	2	AS Motorsport	SVN	Tatuus F.4 T014	14	4	2:05.870	0.770	0.026	166.5
10	10	Joshua Dürksen	DEU			BWT Muecke Motorsport	DEU	Tatuus F.4 T014	14	13	2:05.880	0.780	0.010	166.5
11	56	Sami Meguetounifi	FRA			R-ACE GP	FRA	Tatuus F.4 T014	7	3	2:05.979	0.879	0.099	166.3
12	84	Francesco Simonazzi	ITA			BVM Racing	ITA	Tatuus F.4 T014	14	12	2:06.004	0.904	0.025	166.3
13	72	Leonardo Fornaroli	ITA			Iron Lynx Srl	ITA	Tatuus F.4 T014	14	3	2:06.033	0.933	0.029	166.2
14	15	Nikita Bedrin	RUS	R	3	Van Amersfoort Racing	IND	Tatuus F.4 T014	14	3	2:06.179	1.079	0.146	166.1
15	13	Joshua Dufek	AUT			Van Amersfoort Racing	IND	Tatuus F.4 T014	14	4	2:06.634	1.534	0.455	165.5
16	17	Leonardo Bizzotto	ITA	R	4	BVM Racing	ITA	Tatuus F.4 T014	14	4	2:06.711	1.611	0.077	165.4
17	41	Jonas Ried	DEU	R	5	BWT Muecke Motorsport	DEU	Tatuus F.4 T014	14	4	2:06.713	1.613	0.002	165.4
18	12	Lorenzo Patrese	ITA	R	6	AKM Motorsport	ITA	Tatuus F.4 T014	14	13	2:06.778	1.678	0.065	165.3
19	68	Santiago Ramos	MEX			Jenzer Motorsport	CHE	Tatuus F.4 T014	14	4	2:06.893	1.793	0.115	165.1
20	24	Piotr Wisnicki	POL			Jenzer Motorsport	CHE	Tatuus F.4 T014	14	12	2:06.961	1.861	0.068	165.0
21	18	Cenyu Han	CHN			Van Amersfoort Racing	IND	Tatuus F.4 T014	12	4	2:06.973	1.873	0.012	165.0
22	36	Zanfari Suleiman	MAR			Cram Motorsport Srl	ITA	Tatuus F.4 T014	13	4	2:07.089	1.989	0.116	164.9
23	23	Erick Zuniga	MEX			BWT Muecke Motorsport	ITA	Tatuus F.4 T014	14	4	2:07.141	2.041	0.052	164.8
24	77	Pedro Perino	PRT	R	7	DR Formula	ITA	Tatuus F.4 T014	14	13	2:07.270	2.170	0.129	164.6
25	27	Jorge Garciarce	MEX			Jenzer Motorsport	CHE	Tatuus F.4 T014	13	4	2:07.350	2.250	0.080	164.5
26	73	Pietro Armani	ITA	R	8	Iron Lynx Srl	ITA	Tatuus F.4 T014	14	12	2:07.380	2.280	0.030	164.5
27	54	Marcus Amand	FRA	R	9	R-ACE GP	FRA	Tatuus F.4 T014	14	4	2:07.517	2.417	0.137	164.3
28	11	Levente Revesz	HUN	R	10	AKM Motorsport	ITA	Tatuus F.4 T014	14	3	2:07.580	2.480	0.063	164.2
29	83	Maya Weug	BEL	R	11	Iron Lynx Srl	ITA	Tatuus F.4 T014	14	4	2:07.596	2.496	0.016	164.2
30	79	Georgios	GRC	R	12	Cram Motorsport Srl	ITA	Tatuus F.4 T014	14	13	2:07.617	2.517	0.021	164.2
31	35	Nicolas Baptiste	COL	R	13	Cram Motorsport Srl	ITA	Tatuus F.4 T014	14	12	2:07.634	2.534	0.017	164.2
32	22	Vittorio Catino	ITA	R	14	Cram Motorsport Srl	ITA	Tatuus F.4 T014	12	4	2:07.754	2.654	0.120	164.0
33	52	Eron Rexhepi	CHE	R	15	BVM Racing	ITA	Tatuus F.4 T014	14	6	2:07.947	2.847	0.193	163.8
34	88	Qubaisi Hamda Al	ARE			Prema Powerteam	ITA	Tatuus F.4 T014	14	13	2:08.076	2.976	0.129	163.6
35	25	Samir Ben	CHE	R	16	Jenzer Motorsport	CHE	Tatuus F.4 T014	4	2	2:12.488	7.388	4.412	158.1

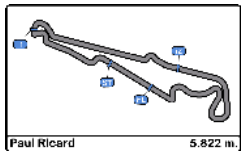


Paul Ricard
Italian F4 Championship powered
Race - 2



Distance and Speed Average

Clas	Nº	Driver	Nat	Cat	Clas	Team	Nat	Vehicle	Laps	Distance	Total Time	Km/h
1	70	Tim Tramnitz				US Racing		Tatuus F.4 T014	14	81.50	33:51.423	144.4
2	8	Luke Browning				US Racing		Tatuus F.4 T014	14	81.50	33:52.110	144.3
3	7	Kirill Smal				Prema Powerteam		Tatuus F.4 T014	14	81.50	33:52.864	144.3
4	6	Sebastian Montoya				Prema Powerteam		Tatuus F.4 T014	14	81.50	33:57.553	144.0
5	10	Joshua Dürksen				BWT Muecke Motorsport		Tatuus F.4 T014	14	81.50	33:57.985	143.9
6	69	Vlad Lomko				US Racing		Tatuus F.4 T014	14	81.50	33:58.414	143.9
7	87	Oliver Bearman				Van Amersfoort Racing		Tatuus F.4 T014	14	81.50	33:59.578	143.8
8	72	Leonardo Fornaroli				Iron Lynx Srl		Tatuus F.4 T014	14	81.50	34:00.206	143.8
9	84	Francesco Simonazzi				BVM Racing		Tatuus F.4 T014	14	81.50	34:00.268	143.8
10	12	Lorenzo Patrese		R	1	AKM Motorsport		Tatuus F.4 T014	14	81.50	34:02.763	143.6
11	24	Piotr Wisnicki				Jenzer Motorsport		Tatuus F.4 T014	14	81.50	34:06.691	143.3
12	68	Santiago Ramos				Jenzer Motorsport		Tatuus F.4 T014	14	81.50	34:09.238	143.1
13	37	Kacper Sztuka		R	2	AS Motorsport		Tatuus F.4 T014	14	81.50	34:09.489	143.1
14	54	Marcus Amand		R	3	R-ACE GP		Tatuus F.4 T014	14	81.50	34:10.778	143.0
15	73	Pietro Armani		R	4	Iron Lynx Srl		Tatuus F.4 T014	14	81.50	34:11.373	143.0
16	23	Erick Zuniga				BWT Muecke Motorsport		Tatuus F.4 T014	14	81.50	34:11.638	143.0
17	83	Maya Weug		R	5	Iron Lynx Srl		Tatuus F.4 T014	14	81.50	34:11.909	143.0
18	35	Nicolas Baptiste		R	6	Cram Motorsport Srl		Tatuus F.4 T014	14	81.50	34:12.743	142.9
19	79	Georgios		R	7	Cram Motorsport Srl		Tatuus F.4 T014	14	81.50	34:12.942	142.9
20	11	Levente Revesz		R	8	AKM Motorsport		Tatuus F.4 T014	14	81.50	34:13.919	142.8
21	15	Nikita Bedrin		R	9	Van Amersfoort Racing		Tatuus F.4 T014	14	81.50	34:16.283	142.6
22	13	Joshua Dufek				Van Amersfoort Racing		Tatuus F.4 T014	14	81.50	34:16.328	142.6
23	77	Pedro Perino		R	10	DR Formula		Tatuus F.4 T014	14	81.50	34:17.784	142.5
24	17	Leonardo Bizzotto		R	11	BVM Racing		Tatuus F.4 T014	14	81.50	34:19.554	142.4
25	52	Eron Rexhepi		R	12	BVM Racing		Tatuus F.4 T014	14	81.50	34:19.643	142.4
26	41	Jonas Ried		R	13	BWT Muecke Motorsport		Tatuus F.4 T014	14	81.50	34:22.609	142.2
27	88	Qubaisi Hamda Al				Prema Powerteam		Tatuus F.4 T014	14	81.50	34:29.094	141.8
28	36	Zanfari Suleiman				Cram Motorsport Srl		Tatuus F.4 T014	13	75.68	31:59.848	141.9
29	27	Jorge Garciarce				Jenzer Motorsport		Tatuus F.4 T014	13	75.68	32:06.436	141.4
30	22	Vittorio Catino		R	14	Cram Motorsport Srl		Tatuus F.4 T014	12	69.86	30:48.971	136.0
31	18	Cenyu Han				Van Amersfoort Racing		Tatuus F.4 T014	12	69.86	30:57.857	135.3
32	56	Sami Meguetounifi				R-ACE GP		Tatuus F.4 T014	7	40.75	16:53.500	144.7
33	55	Victor Bernier				R-ACE GP		Tatuus F.4 T014	4	23.28	8:33.802	163.1
34	20	Conrad Laursen		R	15	Prema Powerteam		Tatuus F.4 T014	4	23.28	8:34.092	163.0
35	25	Samir Ben		R	16	Jenzer Motorsport		Tatuus F.4 T014	4	23.28	9:11.979	151.8
0	86	Bence Valint				Van Amersfoort Racing		Tatuus F.4 T014	0			
0	28	Francesco Braschi		R	17	Jenzer Motorsport		Tatuus F.4 T014	0			



Paul Ricard
Italian F4 Championship powered
Race - 2
Lap Analysis



6

Sebastian Montoya

Tatuus F.4 T014 Abarth **10**

Joshua Dürksen

Tatuus F.4 T014 Abarth

Prema Powerteam

BWT Muecke Motorsport

Lap	D	Time	Sector 1	Sector 2	Sector 3	T. Spd	Elapsed	Lap	D	Time	Sector 1	Sector 2	Sector 3	T. Spd	Elapsed
1		2:10.816	38.805	39.090	52.921	177.6	2:10.816	1		2:12.571	40.332	39.474	52.765	185.5	2:12.571
2		2:06.498	35.099	38.901	52.498	219.9	4:17.314	2		2:06.718	34.552	38.945	53.221	220.4	4:19.289
3		2:05.786	34.385	38.944	52.457	219.9	6:23.100	3		2:06.415	34.599	39.236	52.580	220.8	6:25.704
4		2:05.747	34.300	38.861	52.586	219.5	8:28.847	4		2:06.297	34.547	39.071	52.679	221.3	8:32.001
5		2:06.219	34.697	38.949	52.573	217.7	10:35.066	5		2:06.590	34.537	39.180	52.873	220.8	10:38.591
6		2:53.403	43.317	49.937	1:20.149	169.2	13:28.469	6		2:52.409	43.559	47.836	1:21.014	154.0	13:31.000
7		3:23.264	57.702	58.251	1:27.311	151.8	16:51.733	7		3:21.881	57.479	58.204	1:26.198	183.6	16:52.881
8		2:18.719	35.403	39.811	1:03.505	220.4	19:10.452	8		2:19.080	35.285	39.501	1:04.294	222.2	19:11.961
9		3:11.611	42.825	1:11.163	1:17.623	182.7	22:22.063	9		3:11.328	43.128	1:10.653	1:17.547	170.0	22:23.289
10		3:08.378	49.850	1:01.586	1:16.942	199.2	25:30.441	10		3:08.356	49.954	1:01.713	1:16.689	196.0	25:31.645
11		2:06.783	34.965	39.234	52.584	219.5	27:37.224	11		2:07.296	35.292	39.293	52.711	221.3	27:38.941
12		2:06.080	34.405	39.030	52.645	219.9	29:43.304	12		2:05.952	34.520	38.949	52.483	221.3	29:44.893
13		2:06.515	34.357	39.089	53.069	218.6	31:49.819	13		2:05.880	34.519	38.994	52.367	221.3	31:50.773
14		2:07.734	35.555	39.356	52.823	217.3	33:57.553	14		2:07.212	35.111	39.572	52.529	222.2	33:57.985

7

Kirill Smal

Tatuus F.4 T014 Abarth **11**

Levente Revesz

Tatuus F.4 T014 Abarth

Prema Powerteam

Rookie

AKM Motorsport

Lap	D	Time	Sector 1	Sector 2	Sector 3	T. Spd	Elapsed	Lap	D	Time	Sector 1	Sector 2	Sector 3	T. Spd	Elapsed
1		2:13.050	41.372	38.991	52.687	178.2	2:13.050	1		2:21.460	46.359	40.399	54.702	204.9	2:21.460
2		2:05.459	34.440	38.847	52.172	221.3	4:18.509	2		2:09.793	36.108	39.805	53.880	215.5	4:31.253
3		2:05.400	34.272	38.786	52.342	221.3	6:23.909	3		2:07.580	35.094	39.354	53.132	219.5	6:38.833
4		2:05.100	34.144	38.771	52.185	220.4	8:29.009	4		2:09.243	35.022	39.692	54.529	220.8	8:48.076
5		2:06.415	35.177	38.713	52.525	221.3	10:35.424	5		2:10.117	35.294	40.449	54.374	217.3	10:58.193
6		2:53.897	43.573	49.820	1:20.504	170.6	13:29.321	6		2:42.985	36.490	45.097	1:21.398	201.4	13:41.178
7		3:22.625	57.532	58.255	1:26.838	164.3	16:51.946	7		3:17.774	1:00.101	55.421	1:22.252	180.9	16:58.952
8		2:17.685	35.423	39.485	1:02.777	225.4	19:09.631	8		2:20.014	36.025	40.001	1:03.988	222.6	19:18.966
9		3:11.769	42.716	1:11.659	1:17.394	196.0	22:21.400	9		3:12.885	43.614	1:10.309	1:18.962	181.2	22:31.851
10		3:08.551	49.502	1:01.680	1:17.369	191.4	25:29.951	10		3:05.659	50.582	59.721	1:15.356	197.4	25:37.510
11		2:06.403	35.122	38.980	52.301	223.1	27:36.354	11		2:10.615	35.406	40.046	55.163	217.7	27:48.125
12		2:05.332	34.245	38.893	52.194	221.3	29:41.686	12		2:08.446	35.255	39.494	53.697	220.8	29:56.571
13		2:05.265	34.227	38.740	52.298	219.9	31:46.951	13		2:09.100	35.769	39.795	53.536	221.3	32:05.671
14		2:05.913	34.235	39.161	52.517	220.8	33:52.864	14		2:08.248	35.535	39.500	53.213	219.5	34:13.919

8

Luke Browning

Tatuus F.4 T014 Abarth **12**

Lorenzo Patrese

Tatuus F.4 T014 Abarth

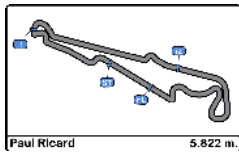
US Racing

Rookie

AKM Motorsport

Lap	D	Time	Sector 1	Sector 2	Sector 3	T. Spd	Elapsed	Lap	D	Time	Sector 1	Sector 2	Sector 3	T. Spd	Elapsed
1		2:10.640	38.373	39.060	53.207	176.4	2:10.640	1		2:17.357	43.413	40.697	53.247	191.1	2:17.357
2		2:06.097	34.838	38.921	52.338	216.4	4:16.737	2		2:08.528	35.584	39.716	53.228	224.5	4:25.885
3		2:05.744	34.433	38.927	52.384	219.0	6:22.481	3		2:06.897	34.955	39.136	52.806	223.1	6:32.782
4		2:05.650	34.348	38.895	52.407	219.5	8:28.131	4		2:07.371	34.855	39.177	53.339	222.6	8:40.153
5		2:05.737	34.262	38.927	52.548	219.5	10:33.868	5		2:08.089	34.996	39.229	53.864	221.3	10:48.242
6		2:53.627	43.899	49.793	1:19.935	144.0	13:27.495	6		2:47.928	39.788	46.946	1:21.194	210.5	13:36.170
7		3:23.843	57.845	58.254	1:27.744	171.4	16:51.338	7		3:19.559	58.704	57.097	1:23.758	176.1	16:55.729
8		2:17.311	35.406	38.982	1:02.923	219.5	19:08.649	8		2:18.100	35.799	39.893	1:02.408	222.2	19:13.829
9		3:11.533	43.036	1:11.564	1:16.933	185.8	22:20.182	9		3:11.850	43.511	1:10.449	1:17.890	180.6	22:25.679
10		3:09.551	50.095	1:01.069	1:18.387	156.0	25:29.733	10		3:07.692	50.406	1:00.845	1:16.441	192.1	25:33.371
11		2:06.185	35.038	38.843	52.304	217.7	27:35.918	11		2:08.769	35.949	39.813	53.007	219.9	27:42.140
12		2:05.142	34.265	38.689	52.188	219.9	29:41.060	12		2:06.908	34.717	39.229	52.962	219.9	29:49.048
13		2:05.376	34.277	38.706	52.393	220.4	31:46.436	13		2:06.778	34.647	39.133	52.998	218.6	31:55.826
14		2:05.674	34.282	38.824	52.568	219.9	33:52.110	14		2:06.937	34.660	39.152	53.125	219.5	34:02.763





Paul Ricard
Italian F4 Championship powered
Race - 2
Lap Analysis



13 Joshua Dufek Tatuus F.4 T014 Abarth **18** Cenyu Han Tatuus F.4 T014 Abarth
 Van Amersfoort Racing Van Amersfoort Racing

Lap	D	Time	Sector 1	Sector 2	Sector 3	T. Spd	Elapsed	Lap	D	Time	Sector 1	Sector 2	Sector 3	T. Spd	Elapsed
1		2:16.261	42.916	40.183	53.162	191.1	2:16.261	1		2:28.876 P	44.365	39.947	1:04.564	199.6	2:28.876
2		2:08.603	35.633	40.080	52.890	223.1	4:24.864	2		2:50.595	1:17.421	39.945	53.229	135.3	5:19.471
3		2:06.991	34.726	39.268	52.997	218.6	6:31.855	3		2:07.618	34.816	39.324	53.478	218.1	7:27.089
4		2:06.634	34.669	39.205	52.760	221.3	8:38.489	4		2:06.973	34.684	39.091	53.198	219.5	9:34.062
5		2:07.479	34.771	39.716	52.992	219.9	10:45.968	5		2:09.101	35.312	39.642	54.147	222.6	11:43.163
6		2:48.225	39.856	47.462	1:20.907	216.8	13:34.193	6		2:10.792	37.048	39.476	54.268	210.1	13:53.955
7		3:20.438	58.203	58.152	1:24.083	196.3	16:54.631	7		3:09.182	55.568	54.017	1:19.597	224.0	17:03.137
8		2:31.138	37.385	51.084	1:02.669	222.6	19:25.769	8		2:21.250	35.336	39.589	1:06.325	222.2	19:24.387
9		3:14.101	43.395	1:12.349	1:18.357	197.8	22:39.870	9		3:13.820	43.314	1:11.577	1:18.929	186.2	22:38.207
10		3:02.875	50.992	59.548	1:12.335	210.9	25:42.745	10		3:03.799	51.145	59.401	1:13.253	204.5	25:42.006
11		2:09.890	36.458	39.497	53.935	225.4	27:52.635	11		2:10.113	35.317	39.276	55.520	223.1	27:52.119
12		2:06.943	35.208	39.122	52.613	221.3	29:59.578	12		3:05.738 P	45.584	54.377	1:25.777	216.8	30:57.857
13		2:07.421	34.952	39.011	53.458	220.4	32:06.999								
14		2:09.329	35.121	39.258	54.950	224.0	34:16.328								

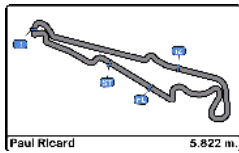
15 Nikita Bedrin Tatuus F.4 T014 Abarth **20** Conrad Laursen Tatuus F.4 T014 Abarth
 Rookie Van Amersfoort Racing Rookie Prema Powerteam

Lap	D	Time	Sector 1	Sector 2	Sector 3	T. Spd	Elapsed	Lap	D	Time	Sector 1	Sector 2	Sector 3	T. Spd	Elapsed
1		2:13.555	40.525	39.605	53.425	183.3	2:13.555	1		2:14.671	41.667	39.755	53.249	181.8	2:14.671
2		2:06.379	34.759	38.999	52.621	222.2	4:19.934	2		2:07.043	35.494	38.879	52.670	216.0	4:21.714
3		2:06.179	34.628	38.934	52.617	221.7	6:26.113	3		2:05.839	34.430	38.812	52.597	220.8	6:27.553
4		2:06.639	34.510	39.165	52.964	222.6	8:32.752	4		2:06.539	34.471	38.830	53.238	220.8	8:34.092
5		2:06.661	34.598	39.064	52.999	220.8	10:39.413								
6		2:52.331	43.301	47.977	1:21.053	157.2	13:31.744								
7		3:21.534	57.785	58.208	1:25.541	181.5	16:53.278								
8		2:36.030	35.231	1:04.636	56.163	222.2	19:29.308								
9		3:11.452	40.493	1:12.517	1:18.442	192.8	22:40.760								
10		3:02.376	50.813	1:00.176	1:11.387	189.8	25:43.136								
11		2:09.875	36.336	39.550	53.989	222.6	27:53.011								
12		2:07.121	35.279	39.136	52.706	224.0	30:00.132								
13		2:07.084	34.760	39.096	53.228	222.2	32:07.216								
14		2:09.067	35.182	39.482	54.403	227.3	34:16.283								

17 Leonardo Bizzotto Tatuus F.4 T014 Abarth **22** Vittorio Catino Tatuus F.4 T014 Abarth
 Rookie BVM Racing Rookie Cram Motorsport Srl

Lap	D	Time	Sector 1	Sector 2	Sector 3	T. Spd	Elapsed	Lap	D	Time	Sector 1	Sector 2	Sector 3	T. Spd	Elapsed
1		2:16.991	43.734	39.900	53.357	193.5	2:16.991	1		2:24.086	49.297	40.791	53.998	203.7	2:24.086
2		2:08.566	35.550	39.785	53.231	221.7	4:25.557	2		2:10.520	35.799	40.764	53.957	217.7	4:34.606
3		2:06.926	34.901	38.908	53.117	222.2	6:32.483	3		2:07.872	35.249	39.312	53.311	222.2	6:42.478
4		2:06.711	34.813	38.964	52.934	220.4	8:39.194	4		2:07.754	35.076	39.382	53.296	221.3	8:50.232
5		2:08.027	35.150	39.010	53.867	213.0	10:47.221	5		2:10.901	34.981	40.203	55.717	220.4	11:01.133
6		2:47.917	39.897	47.121	1:20.899	213.8	13:35.138	6		2:43.837	37.242	44.407	1:22.188	213.8	13:44.970
7		3:20.148	58.612	57.533	1:24.003	178.2	16:55.286	7		3:15.377	1:00.565	54.104	1:20.708	194.2	17:00.347
8		2:18.974	35.807	40.718	1:02.449	220.8	19:14.260	8		2:21.650	35.871	40.701	1:05.078	222.2	19:21.997
9		3:12.149	43.580	1:10.493	1:18.076	169.2	22:26.409	9		3:13.091	43.443	1:10.629	1:19.019	189.8	22:35.088
10		3:07.352	50.102	1:00.880	1:16.370	209.7	25:33.761	10		3:05.152	50.646	59.606	1:14.900	198.1	25:40.240
11		2:09.157	35.830	40.017	53.310	221.3	27:42.918	11		2:25.164	35.496	39.849	1:09.819	219.0	28:05.404
12		2:06.782	35.136	38.884	52.762	224.0	29:49.700	12		2:43.567 P	42.140	44.073	1:17.354	139.8	30:48.971
13		2:14.722	35.108	41.929	57.685	224.0	32:04.422								
14		2:15.132	37.611	40.793	56.728	219.5	34:19.554								





Paul Ricard
Italian F4 Championship powered
Race - 2
Lap Analysis



23

Erick Zuniga

Tatuus F.4 T014 Abarth

BWT Muecke Motorsport

Lap	D	Time	Sector 1	Sector 2	Sector 3	T. Spd	Elapsed
1		2:20.054	44.878	40.272	54.904	198.8	2:20.054
2		2:13.437	36.020	39.360	58.057	223.6	4:33.491
3		2:07.941	35.265	39.132	53.544	219.9	6:41.432
4		2:07.141	34.838	39.197	53.106	220.8	8:48.573
5		2:08.890	35.166	39.137	54.587	223.1	10:57.463
6		2:43.537	36.757	45.318	1:21.462	204.5	13:41.000
7		3:17.651	59.472	55.784	1:22.395	175.6	16:58.651
8		2:19.835	35.900	40.088	1:03.847	221.7	19:18.486
9		3:13.087	43.607	1:10.336	1:19.144	182.1	22:31.573
10		3:05.198	50.416	59.911	1:14.871	179.4	25:36.771
11		2:10.447	35.692	40.160	54.595	222.6	27:47.218
12		2:07.475	35.112	39.210	53.153	225.9	29:54.693
13		2:07.762	34.839	38.875	54.048	224.5	32:02.455
14		2:09.183	35.062	39.362	54.759	220.8	34:11.638

27

Jorge Garciaerce Davila

Tatuus F.4 T014 Abarth

Jenzer Motorsport

Lap	D	Time	Sector 1	Sector 2	Sector 3	T. Spd	Elapsed
1		2:23.530	47.578	41.058	54.894	203.3	2:23.530
2		2:11.431	36.003	40.880	54.548	220.4	4:34.961
3		2:08.254	35.228	39.302	53.724	221.3	6:43.215
4		2:07.350	34.891	39.194	53.265	219.0	8:50.565
5		2:09.092	34.975	39.169	54.948	221.3	10:59.657
6		2:43.432	36.713	44.806	1:21.913	215.5	13:43.089
7		3:16.564	1:00.123	54.958	1:21.483	169.5	16:59.653
8		2:21.279	36.334	39.895	1:05.050	222.2	19:20.932
9		3:12.728	43.114	1:10.334	1:19.280	204.9	22:33.660
10		3:05.123	50.518	59.936	1:14.669	196.3	25:38.783
11		2:09.978	35.301	39.409	55.268	219.5	27:48.761
12		2:08.394	36.059	39.046	53.289	222.6	29:57.155
13		2:09.281	35.389	39.052	54.840	222.2	32:06.436
14			35.336	39.194		220.4	

24

Piotr Wisnicki

Tatuus F.4 T014 Abarth

Jenzer Motorsport

Lap	D	Time	Sector 1	Sector 2	Sector 3	T. Spd	Elapsed
1		2:22.302	46.897	41.020	54.385	199.6	2:22.302
2		2:09.336	36.239	39.701	53.396	224.5	4:31.638
3		2:07.532	35.118	39.292	53.122	221.7	6:39.170
4		2:07.334	34.947	39.143	53.244	222.6	8:46.504
5		2:07.828	34.889	39.419	53.520	219.9	10:54.332
6		2:44.123	36.993	46.029	1:21.101	216.4	13:38.455
7		3:19.108	59.606	55.935	1:23.567	163.8	16:57.563
8		2:18.230	35.952	40.423	1:01.855	220.4	19:15.793
9		3:12.705	44.153	1:09.937	1:18.615	149.1	22:28.498
10		3:06.571	50.160	1:00.551	1:15.860	202.6	25:35.069
11		2:08.223	35.474	39.623	53.126	221.7	27:43.292
12		2:06.961	34.987	39.221	52.753	223.1	29:50.253
13		2:08.745	34.938	40.720	53.087	221.3	31:58.998
14		2:07.693	34.698	39.636	53.359	218.1	34:06.691

28

Francesco Braschi

Tatuus F.4 T014 Abarth

Rookie

Jenzer Motorsport

Lap	D	Time	Sector 1	Sector 2	Sector 3	T. Spd	Elapsed
1			45.088				192.1

35

Nicolas Baptiste

Tatuus F.4 T014 Abarth

Rookie

Cram Motorsport Srl

Lap	D	Time	Sector 1	Sector 2	Sector 3	T. Spd	Elapsed
1		2:22.096	46.632	40.879	54.585	193.8	2:22.096
2		2:10.635	36.176	40.539	53.920	223.6	4:32.731
3		2:12.649	35.041	39.444	58.164	218.6	6:45.380
4		2:08.067	34.826	39.254	53.987	220.4	8:53.447
5		2:09.280	35.025	39.425	54.830	219.0	11:02.727
6		2:43.176	38.044	43.107	1:22.025	174.7	13:45.903
7		3:14.910	1:00.430	54.260	1:20.220	199.6	17:00.813
8		2:20.776	36.113	39.778	1:04.885	221.3	19:21.589
9		3:13.125	43.110	1:10.691	1:19.324	197.4	22:34.714
10		3:04.898	50.311	59.746	1:14.841	192.8	25:39.612
11		2:08.955	35.122	39.563	54.270	221.3	27:48.567
12		2:07.634	35.345	39.267	53.022	217.7	29:56.201
13		2:08.198	34.565	39.244	54.389	221.3	32:04.399
14		2:08.344	35.720	39.265	53.359	217.7	34:12.743

25

Samir Ben

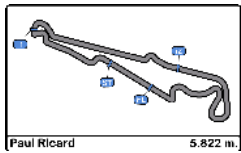
Tatuus F.4 T014 Abarth

Rookie

Jenzer Motorsport

Lap	D	Time	Sector 1	Sector 2	Sector 3	T. Spd	Elapsed
1		2:23.029	47.868	41.020	54.141	205.7	2:23.029
2		2:12.488	36.203	42.016	54.269	220.4	4:35.517
3		2:19.656	35.558	39.787	1:04.311	219.9	6:55.173
4		2:16.806 P	35.839	40.209	1:00.758	214.2	9:11.979





Paul Ricard
Italian F4 Championship powered
Race - 2
Lap Analysis



36

Zanfari Suleiman

Tatuus F.4 T014 Abarth

52

Eron Rexhepi

Tatuus F.4 T014 Abarth

Cram Motorsport Srl Rookie

BVM Racing

Lap	D	Time	Sector 1	Sector 2	Sector 3	T. Spd	Elapsed	Lap	D	Time	Sector 1	Sector 2	Sector 3	T. Spd	Elapsed
1		2:21.465	46.109	40.139	55.217	202.2	2:21.465	1		2:29.945	56.008	39.754	54.183	201.8	2:29.945
2		2:09.382	35.918	39.837	53.627	217.7	4:30.847	2		2:08.095	35.141	39.174	53.780	219.5	4:38.040
3		2:07.587	35.104	39.474	53.009	219.0	6:38.434	3		3:18.833	35.063	39.093	2:04.677	218.6	7:56.873
4		2:07.089	34.793	39.334	52.962	218.1	8:45.523	4		2:08.933	35.871	39.468	53.594	213.4	10:05.806
5		2:07.199	34.669	39.377	53.153	218.6	10:52.722	5		2:08.291	35.291	39.792	53.208	215.1	12:14.097
6		2:44.910	37.753	46.484	1:20.673	199.2	13:37.632	6		2:07.947	35.206	39.480	53.261	215.5	14:22.044
7		3:19.429	59.790	56.269	1:23.370	162.8	16:57.061	7		2:41.351	35.132	48.298	1:17.921	216.4	17:03.395
8		2:19.133	36.143	40.879	1:02.111	219.5	19:16.194	8		2:21.618	35.786	39.729	1:06.103	220.4	19:25.013
9		3:13.012	44.450	1:09.673	1:18.889	147.5	22:29.206	9		3:13.933	43.274	1:12.339	1:18.320	204.1	22:38.946
10		3:06.396	50.268	1:00.159	1:15.969	192.1	25:35.602	10		3:03.532	51.166	59.343	1:13.023	199.2	25:42.478
11		2:08.763	35.549	39.786	53.428	220.8	27:44.365	11		2:11.657	36.503	40.296	54.858	219.9	27:54.135
12		2:07.306	34.771	39.387	53.148	221.7	29:51.671	12		2:08.384	35.284	39.405	53.695	219.0	30:02.519
13		2:08.177	34.825	40.014	53.338	220.8	31:59.848	13		2:07.969	35.100	39.491	53.378	221.7	32:10.488
14		34.879	39.529		219.9			14		2:09.155	35.226	39.428	54.501	220.8	34:19.643

37

Kacper Sztuka

Tatuus F.4 T014 Abarth

54

Marcus Amand

Tatuus F.4 T014 Abarth

Rookie

AS Motorsport

Rookie

R-ACE GP

Lap	D	Time	Sector 1	Sector 2	Sector 3	T. Spd	Elapsed	Lap	D	Time	Sector 1	Sector 2	Sector 3	T. Spd	Elapsed
1		2:19.685	45.388	40.244	54.053	192.8	2:19.685	1		2:22.588	47.132	41.183	54.273	204.9	2:22.588
2		2:09.316	36.983	39.379	52.954	219.0	4:29.001	2		2:10.285	36.352	40.088	53.845	217.3	4:32.873
3		2:05.906	34.524	38.839	52.543	218.6	6:34.907	3		2:07.581	35.176	39.483	52.922	218.6	6:40.454
4		2:05.870	34.468	38.886	52.516	218.6	8:40.777	4		2:07.517	34.727	39.118	53.672	218.6	8:47.971
5		2:07.987	34.862	38.903	54.222	221.3	10:48.764	5		2:08.741	35.011	39.425	54.305	217.3	10:56.712
6		2:47.973	39.738	47.057	1:21.178	205.7	13:36.737	6		2:43.462	36.332	45.894	1:21.236	206.1	13:40.174
7		3:19.441	58.806	56.957	1:23.678	171.1	16:56.178	7		3:18.088	59.616	55.564	1:22.908	159.2	16:58.262
8		2:19.314		3:36.892	1:03.057	218.1	19:15.492	8		2:19.150	35.857	40.281	1:03.012	222.2	19:17.412
9		3:12.269	43.814	1:10.135	1:18.320	153.4	22:27.761	9		3:12.622	43.757	1:10.037	1:18.828	160.9	22:30.034
10		3:06.947	50.230	1:00.907	1:15.810	203.0	25:34.708	10		3:05.806	50.126	1:00.393	1:15.287	171.4	25:35.840
11		2:09.127	35.641	40.144	53.342	218.1	27:43.835	11		2:09.925	35.548	41.151	53.226	222.6	27:45.765
12		2:06.986	34.871	39.233	52.882	219.5	29:50.821	12		2:07.668	35.282	39.623	52.763	216.4	29:53.433
13		2:09.315	34.759	40.257	54.299	219.5	32:00.136	13		2:08.499	35.079	39.393	54.027	222.2	32:01.932
14		2:09.353	34.985	39.266	55.102	221.7	34:09.489	14		2:08.846	35.063	40.018	53.765	222.2	34:10.778

41

Jonas Ried

Tatuus F.4 T014 Abarth

55

Victor Bernier

Tatuus F.4 T014 Abarth

Rookie

BWT Muecke Motorsport

R-ACE GP

Lap	D	Time	Sector 1	Sector 2	Sector 3	T. Spd	Elapsed	Lap	D	Time	Sector 1	Sector 2	Sector 3	T. Spd	Elapsed
1		2:20.888	45.856	40.493	54.539	202.2	2:20.888	1		2:14.807	42.186	39.502	53.119	182.4	2:14.807
2		2:08.744	36.095	39.498	53.151	221.7	4:29.632	2		2:07.667	35.634	39.127	52.906	216.8	4:22.474
3		2:06.727	34.883	39.073	52.771	222.2	6:36.359	3		2:05.542	34.338	38.883	52.321	219.0	6:28.016
4		2:06.713	34.921	38.973	52.819	220.8	8:43.072	4		2:05.786	34.376	38.743	52.667	220.8	8:33.802
5		2:07.043	34.845	38.961	53.237	220.4	10:50.115								

56

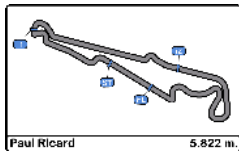
Sami Meguetounifi

Tatuus F.4 T014 Abarth

R-ACE GP

Lap	D	Time	Sector 1	Sector 2	Sector 3	T. Spd	Elapsed	Lap	D	Time	Sector 1	Sector 2	Sector 3	T. Spd	Elapsed
6		2:47.052	38.981	47.226	1:20.845	213.4	13:37.167								
7		3:19.255	59.258	56.839	1:23.158	161.4	16:56.422								
8		2:18.478	35.854	39.728	1:02.896	223.1	19:14.900								
9		3:12.276	43.746	1:10.265	1:18.265	165.1	22:27.176								
10		3:07.015	50.193	1:00.749	1:16.073	205.3	25:34.191								
11		2:08.471	35.817	39.364	53.290	223.1	27:42.662	1		2:14.763	41.857	39.310	53.596	191.8	2:14.763
12		2:06.795	35.042	38.922	52.831	221.7	29:49.457	2		2:06.199	34.870	38.863	52.466	220.4	4:20.962
13		2:25.722	52.910	39.848	52.964	223.6	32:15.179	3		2:05.979	34.629	38.756	52.594	222.2	6:26.941
14		2:07.430	34.963	39.090	53.377	220.8	34:22.609	4		2:06.656	34.718	38.920	53.018	221.7	8:33.597
								5		2:06.954	34.963	39.083	52.908	219.5	10:40.551
								6		2:51.890	43.123	48.039	1:20.728	161.9	13:32.441
								7		3:21.059	57.961	58.373	1:24.725	180.0	16:53.500
								8			35.088			222.2	





Paul Ricard
Italian F4 Championship powered
Race - 2
Lap Analysis



68

Santiago Ramos Reynoso

Tatuus F.4 T014 Abarth

72

Leonardo Fornaroli

Tatuus F.4 T014 Abarth

Jenzer Motorsport

Iron Lynx Srl

Lap	D	Time	Sector 1	Sector 2	Sector 3	T. Spd	Elapsed	Lap	D	Time	Sector 1	Sector 2	Sector 3	T. Spd	Elapsed
1		2:29.387	44.610	51.339	53.438	195.6	2:29.387	1		2:14.245	41.153	39.818	53.274	182.1	2:14.245
2		2:06.906	34.862	38.978	53.066	216.0	4:36.293	2		2:06.385	34.748	39.006	52.631	219.0	4:20.630
3		2:08.036	35.655	39.121	53.260	222.6	6:44.329	3		2:06.033	34.614	38.843	52.576	219.9	6:26.663
4		2:06.893	34.886	39.118	52.889	218.1	8:51.222	4		2:06.870	34.605	38.876	53.389	220.8	8:33.533
5		2:09.126	34.712	39.502	54.912	220.8	11:00.348	5		2:07.546	35.516	39.128	52.902	216.0	10:41.079
6		2:44.184	36.970	44.670	1:22.544	206.8	13:44.532	6		2:52.059	43.366	47.905	1:20.788	164.3	13:33.138
7		3:15.339	59.956	54.411	1:20.972	197.8	16:59.871	7		3:20.615	57.928	58.458	1:24.229	183.3	16:53.753
8		2:19.920	35.891	39.601	1:04.428	225.4	19:19.791	8		2:18.820	35.336	39.578	1:03.906	223.6	19:12.573
9		3:12.699	43.361	1:10.566	1:18.772	208.4	22:32.490	9		3:11.440	43.113	1:10.664	1:17.663	182.4	22:24.013
10		3:05.412	50.472	1:00.349	1:14.591	185.5	25:37.902	10		3:07.891	49.959	1:01.594	1:16.338	196.0	25:31.904
11		2:08.995	35.312	39.801	53.882	220.8	27:46.897	11		2:07.811	35.339	39.128	53.344	222.6	27:39.715
12		2:07.293	35.010	39.408	52.875	219.0	29:54.190	12		2:06.485	34.827	38.892	52.766	220.4	29:46.200
13		2:07.586	34.671	39.241	53.674	220.4	32:01.776	13		2:06.226	34.610	38.882	52.734	219.5	31:52.426
14		2:07.462	34.829	39.153	53.480	219.9	34:09.238	14		2:07.780	35.069	39.370	53.341	219.0	34:00.206

69

Vlad Lomko

Tatuus F.4 T014 Abarth

73

Pietro Armani

Tatuus F.4 T014 Abarth

US Racing

Rookie

Iron Lynx Srl

Lap	D	Time	Sector 1	Sector 2	Sector 3	T. Spd	Elapsed	Lap	D	Time	Sector 1	Sector 2	Sector 3	T. Spd	Elapsed
1		2:11.620	39.818	39.347	52.455	182.4	2:11.620	1		2:21.866	46.178	40.805	54.883	198.1	2:21.866
2		2:06.260	34.727	39.126	52.407	219.0	4:17.880	2		2:09.882	36.013	39.875	53.994	222.2	4:31.748
3		2:06.714	34.515	39.101	53.098	220.4	6:24.594	3		2:07.831	35.394	39.316	53.121	220.8	6:39.579
4		2:06.029	34.392	39.135	52.502	219.5	8:30.623	4		2:07.738	35.001	39.371	53.366	222.2	8:47.317
5		2:06.066	34.311	39.249	52.506	219.5	10:36.689	5		2:08.269	34.955	39.556	53.758	220.8	10:55.586
6		2:53.421	43.098	49.582	1:20.741	165.1	13:30.110	6		2:43.606	36.533	45.974	1:21.099	217.3	13:39.192
7		3:22.323	57.415	58.597	1:26.311	176.1	16:52.433	7		3:18.821	59.868	55.727	1:23.226	151.0	16:58.013
8		2:18.852	35.327	39.427	1:04.098	220.8	19:11.285	8		2:19.593	35.896	40.384	1:03.313	222.2	19:17.606
9		3:11.585	42.604	1:11.158	1:17.823	192.1	22:22.870	9		3:12.847	43.961	1:10.229	1:18.657	162.6	22:30.453
10		3:08.269	49.749	1:01.454	1:17.066	191.1	25:31.139	10		3:05.928	50.216	1:00.341	1:15.371	177.0	25:36.381
11		2:06.847	35.005	39.233	52.609	219.5	27:37.986	11		2:09.435	35.615	40.275	53.545	220.8	27:45.816
12		2:05.844	34.536	38.911	52.397	220.4	29:43.830	12		2:07.380	35.007	39.478	52.895	219.5	29:53.196
13		2:06.087	34.335	38.998	52.754	221.3	31:49.917	13		2:08.206	35.031	39.497	53.678	217.7	32:01.402
14		2:08.497	35.702	39.896	52.899	219.0	33:58.414	14		2:09.971	35.525	40.544	53.902	219.5	34:11.373

70

Tim Tramnitz

Tatuus F.4 T014 Abarth

77

Pedro Perino

Tatuus F.4 T014 Abarth

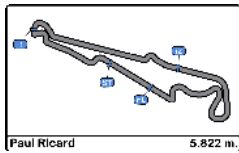
US Racing

Rookie

DR Formula

Lap	D	Time	Sector 1	Sector 2	Sector 3	T. Spd	Elapsed	Lap	D	Time	Sector 1	Sector 2	Sector 3	T. Spd	Elapsed
1		2:09.597	37.994	39.086	52.517	175.8	2:09.597	1		2:23.942	48.264	41.021	54.657	204.9	2:23.942
2		2:06.354	34.527	39.368	52.459	215.1	4:15.951	2		2:11.990	36.260	41.386	54.344	222.6	4:35.932
3		2:05.915	34.407	39.112	52.396	216.0	6:21.866	3		2:13.741	35.748	39.972	58.021	222.6	6:49.673
4		2:05.663	34.262	39.006	52.395	216.4	8:27.529	4		2:09.679	36.009	40.217	53.453	215.5	8:59.352
5		2:05.681	34.352	38.973	52.356	216.8	10:33.210	5		2:08.433	35.158	39.568	53.707	219.0	11:07.785
6		2:53.625	42.740	50.822	1:20.063	144.9	13:26.835	6		2:38.992	36.810	40.910	1:21.272	216.8	13:46.777
7		3:24.091	56.969	58.540	1:28.582	163.6	16:50.926	7		3:14.810	1:00.873	54.554	1:19.383	175.8	17:01.587
8		2:16.909	35.140	39.457	1:02.312	216.8	19:07.835	8		2:21.262	36.097	39.834	1:05.331	220.4	19:22.849
9		3:11.742	42.950	1:11.925	1:16.867	188.1	22:19.577	9		3:13.368	43.637	1:11.226	1:18.505	197.0	22:36.217
10		3:09.474	49.936	1:00.804	1:18.734	167.1	25:29.051	10		3:04.794	51.486	59.926	1:13.382	182.4	25:41.011
11		2:06.096	34.505	39.183	52.408	216.8	27:35.147	11		2:11.776	35.672	39.565	56.539	220.4	27:52.787
12		2:05.343	34.208	38.745	52.390	218.1	29:40.490	12		2:09.245	35.954	39.523	53.768	220.8	30:02.032
13		2:05.264	34.168	38.836	52.260	218.1	31:45.754	13		2:07.270	34.931	39.401	52.938	219.0	32:09.302
14		2:05.669	34.244	38.875	52.550	218.1	33:51.423	14		2:08.482	34.877	39.460	54.145	219.0	34:17.784





Paul Ricard
Italian F4 Championship powered
Race - 2
Lap Analysis



79 Georgios Markogiannis Tatuus F.4 T014 Abarth **86** Bence Valint Tatuus F.4 T014 Abarth
 Rookie Cram Motorsport Srl Van Amersfoort Racing

Lap D	Time	Sector 1	Sector 2	Sector 3	T. Spd	Elapsed
1	2:22.699	47.199	40.815	54.685	204.1	2:22.699
2	2:19.268	36.452	49.579	53.237	218.1	4:41.967
3	2:08.892	35.094	39.834	53.964	219.0	6:50.859
4	2:08.105	35.150	39.824	53.131	220.4	8:58.964
5	2:08.102	34.896	39.560	53.646	218.6	11:07.066
6	2:39.191	36.732	40.736	1:21.723	208.8	13:46.257
7	3:14.747	1:00.535	54.106	1:20.106	189.4	17:01.004
8	2:21.178	36.317	39.678	1:05.183	226.8	19:22.182
9	3:13.507	43.722	1:10.439	1:19.346	184.9	22:35.689
10	3:04.874	51.282	58.864	1:14.728	186.2	25:40.563
11	2:08.464	35.496	39.355	53.613	225.4	27:49.027
12	2:07.780	35.276	39.159	53.345	228.3	29:56.807
13	2:07.617	35.192	39.248	53.177	227.3	32:04.424
14	2:08.518	36.262	39.128	53.128	217.7	34:12.942

87 Oliver Bearman Tatuus F.4 T014 Abarth
 Van Amersfoort Racing

Lap D	Time	Sector 1	Sector 2	Sector 3	T. Spd	Elapsed
1	2:20.328	44.866	40.896	54.566	176.4	2:20.328
2	2:07.974	36.037	39.289	52.648	226.8	4:28.302
3	2:05.688	34.546	38.825	52.317	220.4	6:33.990
4	2:05.348	34.397	38.654	52.297	221.7	8:39.338
5	2:07.073	34.312	39.534	53.227	222.6	10:46.411
6	2:48.496	40.177	47.234	1:21.085	207.6	13:34.907
7	3:19.846	58.320	57.681	1:23.845	178.5	16:54.753
8	2:18.386	35.496	39.085	1:03.805	219.9	19:13.139
9	3:11.906	43.564	1:10.355	1:17.987	187.8	22:25.045
10	3:07.895	50.110	1:01.064	1:16.721	196.0	25:32.940
11	2:08.358	36.324	39.473	52.561	224.0	27:41.298
12	2:06.093	34.990	38.802	52.301	224.0	29:47.391
13	2:05.356	34.313	38.784	52.259	222.6	31:52.747
14	2:06.831	35.011	39.095	52.725	225.9	33:59.578

83 Maya Weug Tatuus F.4 T014 Abarth
 Rookie Iron Lynx Srl

Lap D	Time	Sector 1	Sector 2	Sector 3	T. Spd	Elapsed
1	2:19.520	44.599	40.337	54.584	192.8	2:19.520
2	2:14.651	35.860	39.740	59.051	216.8	4:34.171
3	2:07.774	35.117	39.385	53.272	218.1	6:41.945
4	2:07.596	35.052	39.521	53.023	218.6	8:49.541
5	2:09.435	35.022	39.603	54.810	218.1	10:58.976
6	2:42.886	36.883	44.486	1:21.517	205.3	13:41.862
7	3:17.502	59.994	55.298	1:22.210	174.7	16:59.364
8	2:20.726	35.841	40.066	1:04.819	218.1	19:20.090
9	3:12.830	43.415	1:10.481	1:18.934	200.0	22:32.920
10	3:05.299	50.572	1:00.073	1:14.654	187.8	25:38.219
11	2:09.476	35.344	39.641	54.491	222.6	27:47.695
12	2:07.728	35.220	39.523	52.985	220.4	29:55.423
13	2:08.008	34.834	39.240	53.934	219.0	32:03.431
14	2:08.478	35.060	39.507	53.911	218.1	34:11.909

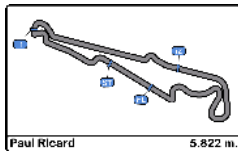
88 Qubaisi Hamda Al Tatuus F.4 T014 Abarth
 Prema Powerteam

Lap D	Time	Sector 1	Sector 2	Sector 3	T. Spd	Elapsed
1	2:15.757	42.508	39.780	53.469	178.8	2:15.757
2	2:18.520 P	35.957	40.121	1:02.442	221.3	4:34.277
3	2:51.069	1:16.988	39.797	54.284	135.1	7:25.346
4	2:08.343	35.230	39.495	53.618	216.4	9:33.689
5	2:09.051	35.308	39.684	54.059	216.8	11:42.740
6	2:10.750	36.759	39.760	54.231	212.5	13:53.490
7	3:09.191	55.200	54.066	1:19.925	219.0	17:02.681
8	2:21.234	35.412	39.631	1:06.191	220.4	19:23.915
9	3:13.420	43.230	1:11.549	1:18.641	191.8	22:37.335
10	3:04.258	51.261	59.564	1:13.433	191.8	25:41.593
11	2:13.479	35.401	40.000	58.078	222.2	27:55.072
12	2:09.554	36.237	39.800	53.517	215.5	30:04.626
13	2:08.076	35.404	39.413	53.259	218.1	32:12.702
14	2:16.392 P	35.499	39.419	1:01.474	219.0	34:29.094

84 Francesco Simonazzi Tatuus F.4 T014 Abarth
 BVM Racing

Lap D	Time	Sector 1	Sector 2	Sector 3	T. Spd	Elapsed
1	2:16.861	43.154	40.072	53.635	188.1	2:16.861
2	2:08.271	35.333	39.943	52.995	221.3	4:25.132
3	2:06.124	34.708	39.063	52.353	221.7	6:31.256
4	2:06.217	34.480	39.020	52.717	218.6	8:37.473
5	2:06.728	34.589	39.248	52.891	218.1	10:44.201
6	2:49.279	40.799	47.694	1:20.786	206.5	13:33.480
7	3:20.769	58.138	58.297	1:24.334	184.3	16:54.249
8	2:18.594	35.155	39.412	1:04.027	220.8	19:12.843
9	3:11.569	43.360	1:10.377	1:17.832	184.9	22:24.412
10	3:08.308	50.085	1:01.361	1:16.862	191.8	25:32.720
11	2:08.020	35.871	39.307	52.842	220.8	27:40.740
12	2:06.004	34.423	38.717	52.864	219.9	29:46.744
13	2:06.670	34.449	39.368	52.853	221.7	31:53.414
14	2:06.854	34.644	39.243	52.967	221.7	34:00.268





Paul Ricard
Italian F4 Championship powered
Race - 2



Analysis by Lap

Num	Lap Time	Gap
Lap 1		
70	2:09.597	
8	2:10.640	01.043
6	2:10.816	01.219
69	2:11.620	02.023
10	2:12.571	02.974
7	2:13.050	03.453
15	2:13.555	03.958
72	2:14.245	04.648
20	2:14.671	05.074
56	2:14.763	05.166
55	2:14.807	05.210
88	2:15.757	06.160
13	2:16.261	06.664
84	2:16.861	07.264
17	2:16.991	07.394
12	2:17.357	07.760
83	2:19.520	09.923
37	2:19.685	10.088
23	2:20.054	10.457
87	2:20.328	10.731
41	2:20.888	11.291
11	2:21.460	11.863
36	2:21.465	11.868
73	2:21.866	12.269
35	2:22.096	12.499
24	2:22.302	12.705
54	2:22.588	12.991
79	2:22.699	13.102
25	2:23.029	13.432
27	2:23.530	13.933
77	2:23.942	14.345
22	2:24.086	14.489
18	2:28.876	19.279
68	2:29.387	19.790
52	2:29.945	20.348
Num Lap Time Gap		

Num	Lap Time	Gap
Lap 2		
70	2:06.354	
8	2:06.097	00.786
6	2:06.498	01.363
69	2:06.260	01.929
7	2:05.459	02.558
10	2:06.718	03.338
15	2:06.379	03.983
72	2:06.385	04.679
56	2:06.199	05.011
20	2:07.043	05.763
55	2:07.667	06.523
13	2:08.603	08.913
84	2:08.271	09.181
17	2:08.566	09.606
12	2:08.528	09.934

Num	Lap Time	Gap
87	2:07.974	12.351
37	2:09.316	13.050
41	2:08.744	13.681
36	2:09.382	14.896
11	2:09.793	15.302
24	2:09.336	15.687
73	2:09.882	15.797
35	2:10.635	16.780
54	2:10.285	16.922
23	2:13.437	17.540
83	2:14.651	18.220
88	2:18.520	18.326
22	2:10.520	18.655
27	2:11.431	19.010
25	2:12.488	19.566
77	2:11.990	19.981
68	2:06.906	20.342
52	2:08.095	22.089
79	2:19.268	26.016
18	2:50.595	1:03.520
Num Lap Time Gap		

Num	Lap Time	Gap
Lap 3		
70	2:05.915	
8	2:05.744	00.615
6	2:05.786	01.234
7	2:05.400	02.043
69	2:06.714	02.728
10	2:06.415	03.838
15	2:06.179	04.247
72	2:06.033	04.797
56	2:05.979	05.075
20	2:05.839	05.687
55	2:05.542	06.150
84	2:06.124	09.390
13	2:06.991	09.989
17	2:06.926	10.617
12	2:06.897	10.916
87	2:05.688	12.124
37	2:05.906	13.041
41	2:06.727	14.493
36	2:07.587	16.568
11	2:07.580	16.967
24	2:07.532	17.304
73	2:07.831	17.713
54	2:07.581	18.588
23	2:07.941	19.566
83	2:07.774	20.079
22	2:07.872	20.612
27	2:08.254	21.349
68	2:08.036	22.463
35	2:12.649	23.514
77	2:13.741	27.807
79	2:08.892	28.993

Num	Lap Time	Gap
25	2:19.656	33.307
88	2:51.069	1:03.480
18	2:07.618	1:05.223
52	3:18.833	1:35.007
Num Lap Time Gap		

Num	Lap Time	Gap
Lap 4		
70	2:05.663	
8	2:05.650	00.602
6	2:05.747	01.318
7	2:05.100	01.480
69	2:06.029	03.094
10	2:06.297	04.472
15	2:06.639	05.223
72	2:06.870	06.004
56	2:06.656	06.068
55	2:05.786	06.273
20	2:06.539	06.563
84	2:06.217	09.944
13	2:06.634	10.960
17	2:06.711	11.665
87	2:05.348	11.809
12	2:07.371	12.624
37	2:05.870	13.248
41	2:06.713	15.543
36	2:07.089	17.994
24	2:07.334	18.975
73	2:07.738	19.788
54	2:07.517	20.442
11	2:09.243	20.547
23	2:07.141	21.044
83	2:07.596	22.012
22	2:07.754	22.703
27	2:07.350	23.036
68	2:06.893	23.693
35	2:08.067	25.918
79	2:08.105	31.435
77	2:09.679	31.823
25	2:16.806	44.450
88	2:08.343	1:06.160
18	2:06.973	1:06.533
52	2:08.933	1:38.277
Num Lap Time Gap		

Num	Lap Time	Gap
Lap 5		
70	2:05.681	
8	2:05.737	00.658
6	2:06.219	01.856
7	2:06.415	02.214
69	2:06.066	03.479
10	2:06.590	05.381
15	2:06.661	06.203
56	2:06.954	07.341
72	2:07.546	07.869
84	2:06.728	10.991

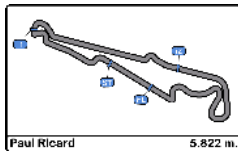
Num	Lap Time	Gap
13	2:07.479	12.758
87	2:07.073	13.201
17	2:08.027	14.011
12	2:08.089	15.032
37	2:07.987	15.554
41	2:07.043	16.905
36	2:07.199	19.512
24	2:07.828	21.122
73	2:08.269	22.376
54	2:08.741	23.502
23	2:08.890	24.253
11	2:10.117	24.983
83	2:09.435	25.766
27	2:09.092	26.447
68	2:09.126	27.138
22	2:10.901	27.923
35	2:09.280	29.517
79	2:08.102	33.856
77	2:08.433	34.575
88	2:09.051	1:09.530
18	2:09.101	1:09.953
52	2:08.291	1:40.887
Num Lap Time Gap		

Num	Lap Time	Gap
Lap 6		
70	2:53.625	
8	2:53.627	00.660
6	2:53.403	01.634
7	2:53.897	02.486
69	2:53.421	03.275
10	2:52.409	04.165
15	2:52.331	04.909
56	2:51.890	05.606
72	2:52.059	06.303
84	2:49.279	06.645
13	2:48.225	07.358
87	2:48.496	08.072
17	2:47.917	08.303
12	2:47.928	09.335
37	2:47.973	09.902
41	2:47.052	10.332
36	2:44.910	10.797
24	2:44.123	11.620
73	2:43.606	12.357
54	2:43.462	13.339
23	2:43.537	14.165
11	2:42.985	14.343
83	2:42.886	15.027
27	2:43.432	16.254
68	2:44.184	17.697
22	2:43.837	18.135
35	2:43.176	19.068
79	2:39.191	19.422
77	2:38.992	19.942

Num	Lap Time	Gap
88	2:10.750	26.655
18	2:10.792	27.120
52	2:07.947	55.209
Num Lap Time Gap		
Lap 7		
70	3:24.091	
8	3:23.843	00.412
6	3:23.264	00.807
7	3:22.625	01.020
69	3:22.323	01.507
10	3:21.881	01.955
15	3:21.534	02.352
56	3:21.059	02.574
72	3:20.615	02.827
84	3:20.769	03.323
13	3:20.438	03.705
87	3:19.846	03.827
17	3:20.148	04.360
12	3:19.559	04.803
37	3:19.441	05.252
41	3:19.255	05.496
36	3:19.429	06.135
24	3:19.108	06.637
73	3:18.821	07.087
54	3:18.088	07.336
23	3:17.651	07.725
11	3:17.774	08.026
83	3:17.502	08.438
27	3:16.564	08.727
68	3:15.339	08.945
22	3:15.377	09.421
35	3:14.910	09.887
79	3:14.747	10.078
77	3:14.810	10.661
88	3:09.191	11.755
18	3:09.182	12.211
52	2:41.351	12.469
Num Lap Time Gap		

Num	Lap Time	Gap
Lap 8		
70	2:16.909	
8	2:17.311	00.814
7	2:17.685	01.796
6	2:18.719	02.617
69	2:18.852	03.450
10	2:19.080	04.126
72	2:18.820	04.738
84	2:18.594	05.008
87	2:18.386	05.304
12	2:18.100	05.994
17	2:18.974	06.425
41	2:18.478	07.065
37	2:19.314	07.657
24	2:18.230	07.958





Paul Ricard
Italian F4 Championship powered
Race - 2



Analysis by Lap

Num	Lap Time	Gap
36	2:19.133	08.359
54	2:19.150	09.577
73	2:19.593	09.771
23	2:19.835	10.651
11	2:20.014	11.131
68	2:19.920	11.956
83	2:20.726	12.255
27	2:21.279	13.097
35	2:20.776	13.754
22	2:21.650	14.162
79	2:21.178	14.347
77	2:21.262	15.014
88	2:21.234	16.080
18	2:21.250	16.552
52	2:21.618	17.178
13	2:31.138	17.934
15	2:36.030	21.473

Num Lap Time Gap

Lap 9

70	3:11.742	
8	3:11.533	00.605
7	3:11.769	01.823
6	3:11.611	02.486
69	3:11.585	03.293
10	3:11.328	03.712
72	3:11.440	04.436
84	3:11.569	04.835
87	3:11.906	05.468
12	3:11.850	06.102
17	3:12.149	06.832
41	3:12.276	07.599
37	3:12.269	08.184
24	3:12.705	08.921
36	3:13.012	09.629
54	3:12.622	10.457
73	3:12.847	10.876
23	3:13.087	11.996
11	3:12.885	12.274
68	3:12.699	12.913
83	3:12.830	13.343
27	3:12.728	14.083
35	3:13.125	15.137
22	3:13.091	15.511
79	3:13.507	16.112
77	3:13.368	16.640
88	3:13.420	17.758
18	3:13.820	18.630
52	3:13.933	19.369
13	3:14.101	20.293
15	3:11.452	21.183

Num Lap Time Gap

Lap 10

70	3:09.474	
----	----------	--

Num	Lap Time	Gap
8	3:09.551	00.682
7	3:08.551	00.900
6	3:08.378	01.390
69	3:08.269	02.088
10	3:08.356	02.594
72	3:07.891	02.853
84	3:08.308	03.669
87	3:07.895	03.889
12	3:07.692	04.320
17	3:07.352	04.710
41	3:07.015	05.140
37	3:06.947	05.657
24	3:06.571	06.018
36	3:06.396	06.551
54	3:05.806	06.789
73	3:05.928	07.330
23	3:05.198	07.720
11	3:05.659	08.459
68	3:05.412	08.851
83	3:05.299	09.168
27	3:05.123	09.732
35	3:04.898	10.561
22	3:05.152	11.189
79	3:04.874	11.512
77	3:04.794	11.960
88	3:04.258	12.542
18	3:03.799	12.955
52	3:03.532	13.427
13	3:02.875	13.694
15	3:02.376	14.085

Num Lap Time Gap

Lap 11

70	2:06.096	
8	2:06.185	00.771
7	2:06.403	01.207
6	2:06.783	02.077
69	2:06.847	02.839
10	2:07.296	03.794
72	2:07.811	04.568
84	2:08.020	05.593
87	2:08.358	06.151
12	2:08.769	06.993
41	2:08.471	07.515
17	2:09.157	07.771
24	2:08.223	08.145
37	2:09.127	08.688
36	2:08.763	09.218
54	2:09.925	10.618
73	2:09.435	10.669
68	2:08.995	11.750
23	2:10.447	12.071
83	2:09.476	12.548
11	2:10.615	12.978

Num Lap Time Gap

Lap 12

70	2:05.343	
8	2:05.142	00.570
7	2:05.332	01.196
6	2:06.080	02.814
69	2:05.844	03.340
10	2:05.952	04.403
72	2:06.485	05.710
84	2:06.004	06.254
87	2:06.093	06.901
12	2:06.908	08.558
41	2:06.795	08.967
17	2:06.782	09.210
24	2:06.961	09.763
37	2:06.986	10.331
36	2:07.306	11.181
73	2:07.380	12.706
54	2:07.668	12.943
68	2:07.293	13.700
23	2:07.475	14.203
83	2:07.728	14.933
35	2:07.634	15.711
11	2:08.446	16.081
79	2:07.780	16.317
27	2:08.394	16.665
13	2:06.943	19.088
15	2:07.121	19.642
77	2:09.245	21.542
52	2:08.384	22.029
88	2:09.554	24.136
22	2:43.567	1:08.481
18	3:05.738	1:17.367

Num Lap Time Gap

Lap 13

70	2:05.264	
8	2:05.376	00.682
7	2:05.265	01.197
6	2:06.515	04.065
69	2:06.087	04.163
10	2:05.880	05.019
72	2:06.226	06.672
87	2:05.356	06.993

Num	Lap Time	Gap
35	2:08.955	13.420
27	2:09.978	13.614
79	2:08.464	13.880
18	2:10.113	16.972
13	2:09.890	17.488
77	2:11.776	17.640
15	2:09.875	17.864
52	2:11.657	18.988
88	2:13.479	19.925
22	2:25.164	30.257

Num Lap Time Gap

Lap 12

70	2:05.343	
8	2:05.142	00.570
7	2:05.332	01.196
6	2:06.080	02.814
69	2:05.844	03.340
10	2:05.952	04.403
72	2:06.485	05.710
84	2:06.004	06.254
87	2:06.093	06.901
12	2:06.908	08.558
41	2:06.795	08.967
17	2:06.782	09.210
24	2:06.961	09.763
37	2:06.986	10.331
36	2:07.306	11.181
73	2:07.380	12.706
54	2:07.668	12.943
68	2:07.293	13.700
23	2:07.475	14.203
83	2:07.728	14.933
35	2:07.634	15.711
11	2:08.446	16.081
79	2:07.780	16.317
27	2:08.394	16.665
13	2:06.943	19.088
15	2:07.121	19.642
77	2:09.245	21.542
52	2:08.384	22.029
88	2:09.554	24.136
22	2:43.567	1:08.481
18	3:05.738	1:17.367

Num Lap Time Gap

Lap 13

70	2:05.264	
8	2:05.376	00.682
7	2:05.265	01.197
6	2:06.515	04.065
69	2:06.087	04.163
10	2:05.880	05.019
72	2:06.226	06.672
87	2:05.356	06.993

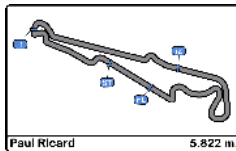
Num	Lap Time	Gap
84	2:06.670	07.660
12	2:06.778	10.072
24	2:08.745	13.244
36	2:08.177	14.094
37	2:09.315	14.382
73	2:08.206	15.648
68	2:07.586	16.022
54	2:08.499	16.178
23	2:07.762	16.701
83	2:08.008	17.677
35	2:08.198	18.645
17	2:14.722	18.668
79	2:07.617	18.670
11	2:09.100	19.917
27	2:09.281	20.682
13	2:07.421	21.245
15	2:07.084	21.462
77	2:07.270	23.548
52	2:07.969	24.734
88	2:08.076	26.948
41	2:25.722	29.425

Num Lap Time Gap

Lap 14

70	2:05.669	
8	2:05.674	00.687
7	2:05.913	01.441
6	2:07.734	06.130
10	2:07.212	06.562
69	2:08.497	06.991
87	2:06.831	08.155
72	2:07.780	08.783
84	2:06.854	08.845
12	2:06.937	11.340
24	2:07.693	15.268
68	2:07.462	17.815
37	2:09.353	18.066
54	2:08.846	19.355
73	2:09.971	19.950
23	2:09.183	20.215
83	2:08.478	20.486
35	2:08.344	21.320
79	2:08.518	21.519
11	2:08.248	22.496
15	2:09.067	24.860
13	2:09.329	24.905
77	2:08.482	26.361
17	2:15.132	28.131
52	2:09.155	28.220
41	2:07.430	31.186
88	2:16.392	37.671



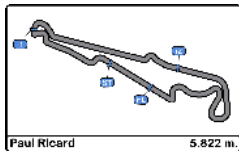


Paul Ricard
Italian F4 Championship powered
Race - 2





Best Sectors Results

Sector - 1			Sector - 2			Sector - 3			Ideal Lap vs Best Lap						
Clas	Nº	Driver	Time	Nº	Driver	Time	Nº	Driver	Time	Clas	Nº	Driver	Ideal Lap	Best Lap	Clas
1	7	Kirill Smal	34.144	87	Oliver Bearman	38.654	7	Kirill Smal	52.172	1	7	Kirill Smal	2:05.029	2:05.100	1
2	70	Tim Tramnitz	34.168	8	Luke Browning	38.689	8	Luke Browning	52.188	2	8	Luke Browning	2:05.139	2:05.142	2
3	8	Luke Browning	34.262	7	Kirill Smal	38.713	87	Oliver Bearman	52.259	3	70	Tim Tramnitz	2:05.173	2:05.264	3
4	6	Sebastian Montoya	34.300	84	Francesco Simonazzi	38.717	70	Tim Tramnitz	52.260	4	87	Oliver Bearman	2:05.225	2:05.348	4
5	69	Vlad Lomko	34.311	55	Victor Bernier	38.743	55	Victor Bernier	52.321	5	55	Victor Bernier	2:05.402	2:05.542	5
6	87	Oliver Bearman	34.312	70	Tim Tramnitz	38.745	84	Francesco Simonazzi	52.353	6	84	Francesco Simonazzi	2:05.493	2:06.004	12
7	55	Victor Bernier	34.338	56	Sami Meguetounifi	38.756	10	Joshua Dürksen	52.367	7	6	Sebastian Montoya	2:05.618	2:05.747	6
8	84	Francesco Simonazzi	34.423	20	Conrad Laursen	38.812	69	Vlad Lomko	52.397	8	69	Vlad Lomko	2:05.619	2:05.844	8
9	20	Conrad Laursen	34.430	37	Kacper Sztuka	38.839	6	Sebastian Montoya	52.457	9	37	Kacper Sztuka	2:05.823	2:05.870	9
10	37	Kacper Sztuka	34.468	72	Leonardo Fornaroli	38.843	56	Sami Meguetounifi	52.466	10	10	Joshua Dürksen	2:05.831	2:05.880	10
11	15	Nikita Bedrin	34.510	6	Sebastian Montoya	38.861	37	Kacper Sztuka	52.516	11	20	Conrad Laursen	2:05.839	2:05.839	7
12	10	Joshua Dürksen	34.519	23	Erick Zuniga	38.875	72	Leonardo Fornaroli	52.576	12	56	Sami Meguetounifi	2:05.851	2:05.979	11
13	35	Nicolas Baptiste	34.565	17	Leonardo Bizzotto	38.884	20	Conrad Laursen	52.597	13	72	Leonardo Fornaroli	2:06.024	2:06.033	13
14	72	Leonardo Fornaroli	34.605	69	Vlad Lomko	38.911	13	Joshua Dufek	52.613	14	15	Nikita Bedrin	2:06.061	2:06.179	14
15	56	Sami Meguetounifi	34.629	41	Jonas Ried	38.922	15	Nikita Bedrin	52.617	15	13	Joshua Dufek	2:06.293	2:06.634	15
16	12	Lorenzo Patrese	34.647	15	Nikita Bedrin	38.934	24	Piotr Wisnicki	52.753	16	17	Leonardo Bizzotto	2:06.459	2:06.711	16
17	13	Joshua Dufek	34.669	10	Joshua Dürksen	38.945	17	Leonardo Bizzotto	52.762	17	68	Santiago Ramos	2:06.524	2:06.893	19
18	36	Zanfari Suleiman	34.669	68	Santiago Ramos	38.978	54	Marcus Amand	52.763	18	41	Jonas Ried	2:06.538	2:06.713	17
19	68	Santiago Ramos	34.671	13	Joshua Dufek	39.011	41	Jonas Ried	52.771	19	12	Lorenzo Patrese	2:06.586	2:06.778	18
20	18	Cenyu Han	34.684	27	Jorge Garciae Davila	39.046	12	Lorenzo Patrese	52.806	20	24	Piotr Wisnicki	2:06.594	2:06.961	20
21	24	Piotr Wisnicki	34.698	18	Cenyu Han	39.091	68	Santiago Ramos	52.875	21	54	Marcus Amand	2:06.608	2:07.517	27
22	54	Marcus Amand	34.727	52	Eron Rexhepi	39.093	73	Pietro Armanni	52.895	22	23	Erick Zuniga	2:06.819	2:07.141	23
23	17	Leonardo Bizzotto	34.813	54	Marcus Amand	39.118	77	Pedro Perino	52.938	23	35	Nicolas Baptiste	2:06.831	2:07.634	31
24	83	Maya Weug	34.834	79	Georgios Markogiannis	39.128	36	Zanfari Suleiman	52.962	24	36	Zanfari Suleiman	2:06.965	2:07.089	22
25	23	Erick Zuniga	34.838	12	Lorenzo Patrese	39.133	83	Maya Weug	52.985	25	18	Cenyu Han	2:06.973	2:06.973	21
26	41	Jonas Ried	34.845	24	Piotr Wisnicki	39.143	35	Nicolas Baptiste	53.022	26	83	Maya Weug	2:07.059	2:07.596	29
27	77	Pedro Perino	34.877	83	Maya Weug	39.240	23	Erick Zuniga	53.106	27	79	Georgios Markogiannis	2:07.152	2:07.617	30
28	27	Jorge Garciae Davila	34.891	35	Nicolas Baptiste	39.244	79	Georgios Markogiannis	53.128	28	73	Pietro Armanni	2:07.166	2:07.380	26
29	79	Georgios Markogiannis	34.896	22	Vittorio Catino	39.312	11	Levente Revesz	53.132	29	27	Jorge Garciae Davila	2:07.202	2:07.350	25
30	73	Pietro Armanni	34.955	73	Pietro Armanni	39.316	18	Cenyu Han	53.198	30	77	Pedro Perino	2:07.216	2:07.270	24
31	22	Vittorio Catino	34.981	36	Zanfari Suleiman	39.334	52	Eron Rexhepi	53.208	31	52	Eron Rexhepi	2:07.364	2:07.947	33
32	11	Levente Revesz	35.022	11	Levente Revesz	39.354	88	Qubaisi Hamda Al	53.259	32	11	Levente Revesz	2:07.508	2:07.580	28
33	52	Eron Rexhepi	35.063	77	Pedro Perino	39.401	27	Jorge Garciae Davila	53.265	33	22	Vittorio Catino	2:07.589	2:07.754	32
34	88	Qubaisi Hamda Al	35.230	88	Qubaisi Hamda Al	39.413	22	Vittorio Catino	53.296	34	88	Qubaisi Hamda Al	2:07.902	2:08.076	34
35	25	Samir Ben	35.558	25	Samir Ben	39.787	25	Samir Ben	54.141	35	25	Samir Ben	2:09.486	2:12.488	35
36	86	Bence Valint	44.305	86	Bence Valint	Transpo	86	Bence Valint	Transpo	36	86	Bence Valint	Transpo	Transpo	36
37	28	Francesco Braschi	45.088	28	Francesco Braschi	Transpo	28	Francesco Braschi	Transpo	37	28	Francesco Braschi	Transpo	Transpo	37

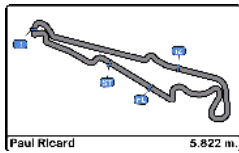


Paul Ricard
Italian F4 Championship powered
Race - 2
Leader Sequence



N°	Driver	Nat	Cat	Clas	Team	Nat	Vehicle	Start Lap	End Lap	Laps	Total Laps
70	Tim Tramnitz	 DEU			US Racing	 DEU	Tatuus F.4 T014 Abarth	1	14	14	14



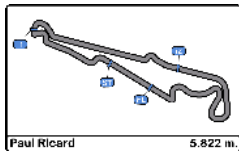


Paul Ricard
Italian F4 Championship powered
Race - 2
Best 5 Lap Times



Cls	N°	Driver	Nat	Cat	Cls	Team	Nat	Vehicle	Best 1		Best 2		Best 3		Best 4		Best 5	
									Time	Lap	Time	Lap	Time	Lap	Time	Lap	Time	Lap
1	7	Kirill Smal	RUS			Prema Powerteam	ITA	Tatuus F.4 T014	2:05.100	4	2:05.265	13	2:05.332	12	2:05.400	3	2:05.459	2
2	8	Luke Browning	GBR			US Racing	DEU	Tatuus F.4 T014	2:05.142	12	2:05.376	13	2:05.650	4	2:05.674	14	2:05.737	5
3	70	Tim Tramnitz	DEU			US Racing	DEU	Tatuus F.4 T014	2:05.264	13	2:05.343	12	2:05.663	4	2:05.669	14	2:05.681	5
4	87	Oliver Bearman	GBR			Van Amersfoort Racing	NLD	Tatuus F.4 T014	2:05.348	4	2:05.356	13	2:05.688	3	2:06.093	12	2:06.831	14
5	55	Victor Bernier	FRA			R-ACE GP	FRA	Tatuus F.4 T014	2:05.542	3	2:05.786	4	2:07.667	2	2:14.807	1		
6	6	Sebastian Montoya	COL			Prema Powerteam	ITA	Tatuus F.4 T014	2:05.747	4	2:05.786	3	2:06.080	12	2:06.219	5	2:06.498	2
7	20	Conrad Laursen	DNK	R	1	Prema Powerteam	ITA	Tatuus F.4 T014	2:05.839	3	2:06.539	4	2:07.043	2	2:14.671	1		
8	69	Vlad Lomko	RUS			US Racing	DEU	Tatuus F.4 T014	2:05.844	12	2:06.029	4	2:06.066	5	2:06.087	13	2:06.260	2
9	37	Kacper Sztuka	POL	R	2	AS Motorsport	GBR	Tatuus F.4 T014	2:05.870	4	2:05.906	3	2:06.986	12	2:07.987	5	2:09.127	11
10	10	Joshua Dürksen	DEU			BWT Muecke Motorsport	DEU	Tatuus F.4 T014	2:05.880	13	2:05.952	12	2:06.297	4	2:06.415	3	2:06.590	5
11	56	Sami Meguetounifi	FRA			R-ACE GP	FRA	Tatuus F.4 T014	2:05.979	3	2:06.199	2	2:06.656	4	2:06.954	5	2:14.763	1
12	84	Francesco	ITA			BVM Racing	ITA	Tatuus F.4 T014	2:06.004	12	2:06.124	3	2:06.217	4	2:06.670	13	2:06.728	5
13	72	Leonardo Fornaroli	ITA			Iron Lynx Srl	ITA	Tatuus F.4 T014	2:06.033	3	2:06.226	13	2:06.385	2	2:06.485	12	2:06.870	4
14	15	Nikita Bedrin	RUS	R	3	Van Amersfoort Racing	NLD	Tatuus F.4 T014	2:06.179	3	2:06.379	2	2:06.639	4	2:06.661	5	2:07.084	13
15	13	Joshua Dufek	AUT			Van Amersfoort Racing	NLD	Tatuus F.4 T014	2:06.634	4	2:06.943	12	2:06.991	3	2:07.421	13	2:07.479	5
16	17	Leonardo Bizzotto	ITA	R	4	BVM Racing	ITA	Tatuus F.4 T014	2:06.711	4	2:06.782	12	2:06.926	3	2:08.027	5	2:08.566	2
17	41	Jonas Ried	DEU	R	5	BWT Muecke Motorsport	DEU	Tatuus F.4 T014	2:06.713	4	2:06.727	3	2:06.795	12	2:07.043	5	2:07.430	14
18	12	Lorenzo Patrese	ITA	R	6	AKM Motorsport	ITA	Tatuus F.4 T014	2:06.778	13	2:06.897	3	2:06.908	12	2:06.937	14	2:07.371	4
19	68	Santiago Ramos	MEX			Jenzer Motorsport	CHE	Tatuus F.4 T014	2:06.893	4	2:06.906	2	2:07.293	12	2:07.462	14	2:07.586	13
20	24	Piotr Wisnicki	POL			Jenzer Motorsport	CHE	Tatuus F.4 T014	2:06.961	12	2:07.334	4	2:07.532	3	2:07.693	14	2:07.828	5
21	18	Cenyu Han	CHN			Van Amersfoort Racing	NLD	Tatuus F.4 T014	2:06.973	4	2:07.618	3	2:09.101	5	2:10.113	11	2:10.792	6
22	36	Zanfari Suleiman	MAR			Cram Motorsport Srl	ITA	Tatuus F.4 T014	2:07.089	4	2:07.199	5	2:07.306	12	2:07.587	3	2:08.177	13
23	23	Erick Zuniga	MEX			BWT Muecke Motorsport	ITA	Tatuus F.4 T014	2:07.141	4	2:07.475	12	2:07.762	13	2:07.941	3	2:08.890	5
24	77	Pedro Perino	PRT	R	7	DR Formula	ITA	Tatuus F.4 T014	2:07.270	13	2:08.433	5	2:08.482	14	2:09.245	12	2:09.679	4
25	27	Jorge Garciarce	MEX			Jenzer Motorsport	CHE	Tatuus F.4 T014	2:07.350	4	2:08.254	3	2:08.394	12	2:09.092	5	2:09.281	13
26	73	Pietro Armani	ITA	R	8	Iron Lynx Srl	ITA	Tatuus F.4 T014	2:07.380	12	2:07.738	4	2:07.831	3	2:08.206	13	2:08.269	5
27	54	Marcus Amand	FRA	R	9	R-ACE GP	FRA	Tatuus F.4 T014	2:07.517	4	2:07.581	3	2:07.668	12	2:08.499	13	2:08.741	5
28	11	Levente Revesz	HUN	R	10	AKM Motorsport	ITA	Tatuus F.4 T014	2:07.580	3	2:08.248	14	2:08.446	12	2:09.100	13	2:09.243	4
29	83	Maya Weug	BEL	R	11	Iron Lynx Srl	ITA	Tatuus F.4 T014	2:07.596	4	2:07.728	12	2:07.774	3	2:08.008	13	2:08.478	14
30	79	Georgios	GRC	R	12	Cram Motorsport Srl	ITA	Tatuus F.4 T014	2:07.617	13	2:07.780	12	2:08.102	5	2:08.105	4	2:08.464	11
31	35	Nicolas Baptiste	COL	R	13	Cram Motorsport Srl	ITA	Tatuus F.4 T014	2:07.634	12	2:08.067	4	2:08.198	13	2:08.344	14	2:08.955	11
32	22	Vittorio Catino	ITA	R	14	Cram Motorsport Srl	ITA	Tatuus F.4 T014	2:07.754	4	2:07.872	3	2:10.520	2	2:10.901	5	2:21.650	8
33	52	Eron Rexhepi	CHE	R	15	BVM Racing	ITA	Tatuus F.4 T014	2:07.947	6	2:07.969	13	2:08.095	2	2:08.291	5	2:08.384	12
34	88	Qubaisi Hamda Al	AME			Prema Powerteam	ITA	Tatuus F.4 T014	2:08.076	13	2:08.343	4	2:09.051	5	2:09.554	12	2:10.750	6
35	25	Samir Ben	CHE	R	16	Jenzer Motorsport	CHE	Tatuus F.4 T014	2:12.488	2	2:16.806	4	2:19.656	3	2:23.029	1		
36	28	Francesco Braschi	ITA	R	17	Jenzer Motorsport	CHE	Tatuus F.4 T014										
37	86	Bence Valint	HUN			Van Amersfoort Racing	NLD	Tatuus F.4 T014										



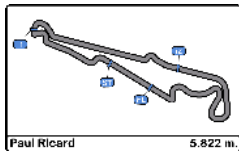


Paul Ricard
Italian F4 Championship powered
Race - 2
Best 5 Top Speeds



Clas	N°	Driver	Nat	Cat	Cla	Team	Nat	Vehicle	Top 1		Top 2		Top 3		Top 4		Top 5		Avg
									Km/h	Lap	Km/h	Lap	Km/h	Lap	Km/h	Lap	Km/h	Lap	
1	79	Georgios	GR	R	1	Cram Motorsport Srl	ITA	Tatuus F.4 T014 Abarth	228.3	12	227.3	13	226.8	8	225.4	11	220.4	4	225.6
2	15	Nikita Bedrin	RUS	R	2	Van Amersfoort Racing	ITA	Tatuus F.4 T014 Abarth	227.3	14	224.0	12	222.6	4	222.6	11	222.2	2	223.8
3	87	Oliver Bearman	GBR			Van Amersfoort Racing	ITA	Tatuus F.4 T014 Abarth	226.8	2	225.9	14	224.0	11	224.0	12	222.6	5	224.7
4	23	Erick Zuniga	MEX			BWT Muecke Motorsport	ITA	Tatuus F.4 T014 Abarth	225.9	12	224.5	13	223.6	2	223.1	5	222.6	11	223.9
5	7	Kirill Smal	RUS			Prema Powerteam	ITA	Tatuus F.4 T014 Abarth	225.4	8	223.1	11	221.3	2	221.3	3	221.3	5	222.5
6	13	Joshua Dufek	AUT			Van Amersfoort Racing	ITA	Tatuus F.4 T014 Abarth	225.4	11	224.0	14	223.1	2	222.6	8	221.3	4	223.3
7	55	Victor Bernier	FRA			R-ACE GP	FRA	Tatuus F.4 T014 Abarth	225.4	5	220.8	4	219.0	3	216.8	2	182.4	1	212.9
8	68	Santiago Ramos	MEX			Jenzer Motorsport	CHE	Tatuus F.4 T014 Abarth	225.4	8	222.6	3	220.8	5	220.8	11	220.4	13	222.0
9	12	Lorenzo Patrese	ITA	R	3	AKM Motorsport	ITA	Tatuus F.4 T014 Abarth	224.5	2	223.1	3	222.6	4	222.2	8	221.3	5	222.7
10	24	Piotr Wisnicki	POL			Jenzer Motorsport	CHE	Tatuus F.4 T014 Abarth	224.5	2	223.1	12	222.6	4	221.7	3	221.7	11	222.7
11	17	Leonardo Bizzotto	ITA	R	4	BVM Racing	ITA	Tatuus F.4 T014 Abarth	224.0	12	224.0	13	222.2	3	221.7	2	221.3	11	222.6
12	18	Cenyu Han	CHN			Van Amersfoort Racing	ITA	Tatuus F.4 T014 Abarth	224.0	7	223.1	11	222.6	5	222.2	8	219.5	4	222.3
13	20	Conrad Laursen	DNK	R	5	Prema Powerteam	ITA	Tatuus F.4 T014 Abarth	224.0	5	220.8	3	220.8	4	216.0	2	181.8	1	212.7
14	35	Nicolas Baptiste	COL	R	6	Cram Motorsport Srl	ITA	Tatuus F.4 T014 Abarth	223.6	2	221.3	8	221.3	11	221.3	13	220.4	4	221.5
15	41	Jonas Ried	DEU	R	7	BWT Muecke Motorsport	DEU	Tatuus F.4 T014 Abarth	223.6	13	223.1	8	223.1	11	222.2	3	221.7	2	222.7
16	72	Leonardo Fornaroli	ITA			Iron Lynx Srl	ITA	Tatuus F.4 T014 Abarth	223.6	8	222.6	11	220.8	4	220.4	12	219.9	3	221.5
17	11	Levente Revesz	HUN	R	8	AKM Motorsport	ITA	Tatuus F.4 T014 Abarth	222.6	8	221.3	13	220.8	4	220.8	12	219.5	3	221.0
18	27	Jorge Garciae	MEX			Jenzer Motorsport	CHE	Tatuus F.4 T014 Abarth	222.6	12	222.2	8	222.2	13	221.3	3	221.3	5	221.9
19	54	Marcus Amand	FRA	R	9	R-ACE GP	FRA	Tatuus F.4 T014 Abarth	222.6	11	222.2	8	222.2	13	222.2	14	218.6	3	221.5
20	77	Pedro Perino	PRT	R	10	DR Formula	ITA	Tatuus F.4 T014 Abarth	222.6	2	222.6	3	220.8	12	220.4	8	220.4	11	221.4
21	83	Maya Weug	BEL	R	11	Iron Lynx Srl	ITA	Tatuus F.4 T014 Abarth	222.6	11	220.4	12	219.0	13	218.6	4	218.1	3	219.7
22	10	Joshua Dürksen	PRT			BWT Muecke Motorsport	DEU	Tatuus F.4 T014 Abarth	222.2	8	222.2	14	221.3	4	221.3	11	221.3	12	221.6
23	22	Vittorio Catino	ITA	R	12	Cram Motorsport Srl	ITA	Tatuus F.4 T014 Abarth	222.2	3	222.2	8	221.3	4	220.4	5	219.0	11	221.0
24	56	Sami Meguetounifi	FRA			R-ACE GP	FRA	Tatuus F.4 T014 Abarth	222.2	3	222.2	8	221.7	4	220.4	2	219.5	5	221.2
25	73	Pietro Armani	ITA	R	13	Iron Lynx Srl	ITA	Tatuus F.4 T014 Abarth	222.2	2	222.2	4	222.2	8	220.8	3	220.8	5	221.6
26	88	Qubaisi Hamda Al	ARE			Prema Powerteam	ITA	Tatuus F.4 T014 Abarth	222.2	11	221.3	2	220.4	8	219.0	7	219.0	14	220.4
27	36	Zanfari Suleiman	MAR			Cram Motorsport Srl	ITA	Tatuus F.4 T014 Abarth	221.7	12	220.8	11	220.8	13	219.9	14	219.5	8	220.5
28	37	Kacper Sztuka	POL	R	14	AS Motorsport	ITA	Tatuus F.4 T014 Abarth	221.7	14	221.3	5	219.5	12	219.5	13	219.0	2	220.2
29	52	Eron Rexhepi	CHE	R	15	BVM Racing	ITA	Tatuus F.4 T014 Abarth	221.7	13	220.8	14	220.4	8	219.9	11	219.5	2	220.5
30	84	Francesco Simonazzi	ITA			BVM Racing	ITA	Tatuus F.4 T014 Abarth	221.7	3	221.7	13	221.7	14	221.3	2	220.8	8	221.4
31	69	Vlad Lomko	RUS			US Racing	DEU	Tatuus F.4 T014 Abarth	221.3	13	220.8	8	220.4	3	220.4	12	219.5	4	220.4
32	6	Sebastian Montoya	COL			Prema Powerteam	ITA	Tatuus F.4 T014 Abarth	220.4	8	219.9	2	219.9	3	219.9	12	219.5	4	219.9
33	8	Luke Browning	GBR			US Racing	DEU	Tatuus F.4 T014 Abarth	220.4	13	219.9	12	219.9	14	219.5	4	219.5	5	219.8
34	25	Samir Ben	CHE	R	16	Jenzer Motorsport	CHE	Tatuus F.4 T014 Abarth	220.4	2	219.9	3	214.2	4	205.7	1			215.0
35	70	Tim Tramnitz	DEU			US Racing	DEU	Tatuus F.4 T014 Abarth	218.1	12	218.1	13	218.1	14	216.8	5	216.8	8	217.6
36	28	Francesco Braschi	ITA	R	17	Jenzer Motorsport	CHE	Tatuus F.4 T014 Abarth	192.1	1									192.1
37	86	Bence Valint	HUN			Van Amersfoort Racing	ITA	Tatuus F.4 T014 Abarth	188.4	1									188.4





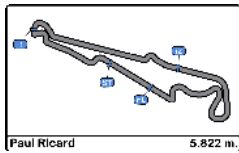
Paul Ricard
Italian F4 Championship powered
Race - 2
Fastest Laps Sequence



Paul Ricard 5.622 m.

Lap	Time of Day	Session Time	N°	Driver	Nat	Cat	Team	Nat	Vehicle	Time	Km/h
2	10:54:11.552	4:15.552	70	Tim Tramnitz		DEU	US Racing		DEU Tatuus F.4 T014	2:06.354	165.8
2	10:54:12.338	4:16.338	8	Luke Browning		GBR	US Racing		DEU Tatuus F.4 T014	2:06.097	166.2
2	10:54:14.110	4:18.110	7	Kirill Smal		RUS	Prema Powerteam		ITA Tatuus F.4 T014	2:05.459	167.0
3	10:56:19.510	6:23.510	7	Kirill Smal		RUS	Prema Powerteam		ITA Tatuus F.4 T014	2:05.400	167.1
4	10:58:24.610	8:28.610	7	Kirill Smal		RUS	Prema Powerteam		ITA Tatuus F.4 T014	2:05.100	167.5



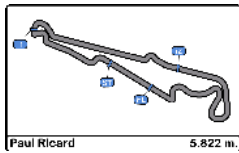


Paul Ricard
Italian F4 Championship powered
Race - 2



Event Best Maximum Speed

N°	Driver	Nat	Cat	Clas	Team	Nat	Vehicle	Km/h	Session
79	Georgios	GR	R	1	Cram Motorsport Srl	ITA	Tatuus F.4 T014	228.3	Race - 2
15	Nikita Bedrin	RUS	R	2	Van Amersfoort Racing	ITA	Tatuus F.4 T014	227.3	Race - 2
41	Jonas Ried	DEU	R	3	BWT Muecke Motorsport	DEU	Tatuus F.4 T014	226.8	Race - 1
87	Oliver Bearman	GBR			Van Amersfoort Racing	ITA	Tatuus F.4 T014	226.8	Race - 2
88	Qubaisi Hamda Al	ARE			Prema Powerteam	ITA	Tatuus F.4 T014	225.9	Race - 1
23	Erick Zuniga	MEX			BWT Muecke Motorsport	ITA	Tatuus F.4 T014	225.9	Race - 2
36	Zanfari Suleiman	MAR			Cram Motorsport Srl	ITA	Tatuus F.4 T014	225.4	Race - 1
55	Victor Bernier	FRA			R-ACE GP	FRA	Tatuus F.4 T014	225.4	Race - 2
7	Kirill Smal	RUS			Prema Powerteam	ITA	Tatuus F.4 T014	225.4	Race - 2
68	Santiago Ramos	MEX			Jenzer Motorsport	CHE	Tatuus F.4 T014	225.4	Race - 2
13	Joshua Dufek	AUT			Van Amersfoort Racing	ITA	Tatuus F.4 T014	225.4	Race - 2
18	Cenyu Han	CHN			Van Amersfoort Racing	ITA	Tatuus F.4 T014	225.0	Race - 1
11	Levente Revesz	HUN	R	4	AKM Motorsport	ITA	Tatuus F.4 T014	225.0	Race - 1
24	Piotr Wisnicki	POL			Jenzer Motorsport	CHE	Tatuus F.4 T014	225.0	Race - 1
84	Francesco Simonazzi	ITA			BVM Racing	ITA	Tatuus F.4 T014	225.0	Race - 1
86	Bence Valint	HUN			Van Amersfoort Racing	ITA	Tatuus F.4 T014	224.5	Race - 1
17	Leonardo Bizzotto	ITA	R	5	BVM Racing	ITA	Tatuus F.4 T014	224.5	Race - 1
35	Nicolas Baptiste	COL	R	6	Cram Motorsport Srl	ITA	Tatuus F.4 T014	224.5	Race - 1
10	Joshua Dürksen	DEU			BWT Muecke Motorsport	DEU	Tatuus F.4 T014	224.5	Race - 1
20	Conrad Laursen	DNK	R	7	Prema Powerteam	ITA	Tatuus F.4 T014	224.5	Race - 1
12	Lorenzo Patrese	ITA	R	8	AKM Motorsport	ITA	Tatuus F.4 T014	224.5	Race - 2
72	Leonardo Fornaroli	ITA			Iron Lynx Srl	ITA	Tatuus F.4 T014	223.6	Race - 1
73	Pietro Armani	ITA	R	9	Iron Lynx Srl	ITA	Tatuus F.4 T014	223.6	Race - 1
54	Marcus Amand	FRA	R	10	R-ACE GP	FRA	Tatuus F.4 T014	223.6	Race - 1
8	Luke Browning	GBR			US Racing	DEU	Tatuus F.4 T014	223.6	Race - 1
69	Vlad Lomko	RUS			US Racing	DEU	Tatuus F.4 T014	223.1	Race - 1
56	Sami Meguetounifi	FRA			R-ACE GP	FRA	Tatuus F.4 T014	223.1	Race - 1
77	Pedro Perino	PRT	R	11	DR Formula	ITA	Tatuus F.4 T014	223.1	Race - 1
28	Francesco Braschi	ITA	R	12	Jenzer Motorsport	CHE	Tatuus F.4 T014	223.1	Race - 1
6	Sebastian Montoya	COL			Prema Powerteam	ITA	Tatuus F.4 T014	222.6	Race - 1
22	Vittorio Catino	ITA	R	13	Cram Motorsport Srl	ITA	Tatuus F.4 T014	222.6	Race - 1
83	Maya Weug	BEL	R	14	Iron Lynx Srl	ITA	Tatuus F.4 T014	222.6	Race - 1
52	Eron Rexhepi	CHE	R	15	BVM Racing	ITA	Tatuus F.4 T014	222.6	Race - 1
27	Jorge Garciarce	MEX			Jenzer Motorsport	CHE	Tatuus F.4 T014	222.6	Race - 2
37	Kacper Sztuka	POL	R	16	AS Motorsport	SVK	Tatuus F.4 T014	221.7	Race - 2
70	Tim Tramnitz	DEU			US Racing	DEU	Tatuus F.4 T014	220.4	Race - 1
25	Samir Ben	CHE	R	17	Jenzer Motorsport	CHE	Tatuus F.4 T014	220.4	Race - 2

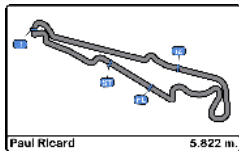


Paul Ricard
Italian F4 Championship powered
Race - 2
Lap Chart



LAP																
Nr	Pos	Grid	1	2	3	4	5	6	7	8	9	10	11	12	13	14
87	1	87	70	70	70	70	70	70	70	70	70	70	70	70	70	70
70	2	70	8	8	8	8	8	8	8	8	8	8	8	8	8	8
8	3	8	6	6	6	6	6	6	6	7	7	7	7	7	7	7
6	4	6	69	69	7	7	7	7	7	6	6	6	6	6	6	6
7	5	7	10	7	69	69	69	69	69	69	69	69	69	69	69	10
69	6	69	7	10	10	10	10	10	10	10	10	10	10	10	10	69
15	7	15	15	15	15	15	15	15	15	72	72	72	72	72	72	87
20	8	20	72	72	72	72	56	56	56	84	84	84	84	84	87	72
72	9	72	20	56	56	56	72	72	72	87	87	87	87	87	84	84
55	10	55	56	20	20	55	84	84	84	12	12	12	12	12	12	12
10	11	10	55	55	55	20	13	13	13	17	17	17	41	41	24	24
84	12	84	88	13	84	84	87	87	87	41	41	41	17	17	36	68
88	13	88	13	84	13	13	17	17	17	37	37	37	24	24	37	37
13	14	13	84	17	17	17	12	12	12	24	24	24	37	37	73	54
86	15	86	17	12	12	87	37	37	37	36	36	36	36	36	68	73
56	16	56	12	87	87	12	41	41	41	54	54	54	54	73	54	23
12	17	12	83	37	37	37	36	36	36	73	73	73	73	54	23	83
68	18	68	37	41	41	41	24	24	24	23	23	23	68	68	83	35
83	19	83	23	36	36	36	73	73	73	11	11	11	23	23	35	79
18	20	18	87	11	11	24	54	54	54	68	68	68	83	83	17	11
17	21	17	41	24	24	73	23	23	23	83	83	83	11	35	79	15
23	22	23	11	73	73	54	11	11	11	27	27	27	35	11	11	13
37	23	37	36	35	54	11	83	83	83	35	35	35	27	79	27	77
28	24	28	73	54	23	23	27	27	27	22	22	22	79	27	13	17
35	25	35	35	23	83	83	68	68	68	79	79	79	18	13	15	52
73	26	73	24	83	22	22	22	22	22	77	77	77	13	15	77	41
36	27	36	54	88	27	27	35	35	35	88	88	88	77	77	52	88
24	28	24	79	22	68	68	79	79	79	18	18	18	15	52	88	
41	29	41	25	27	35	35	77	77	77	52	52	52	52	88	41	
11	30	11	27	25	77	79	88	88	88	13	13	13	88	22		
54	31	54	77	77	79	77	18	18	18	15	15	15	22	18		
79	32	79	22	68	25	25	52	52	52							
27	33	27	18	52	88	88										
77	34	77	68	79	18	18										
52	35	52	52	18	52	52										
22	36	22														
25	37	25														

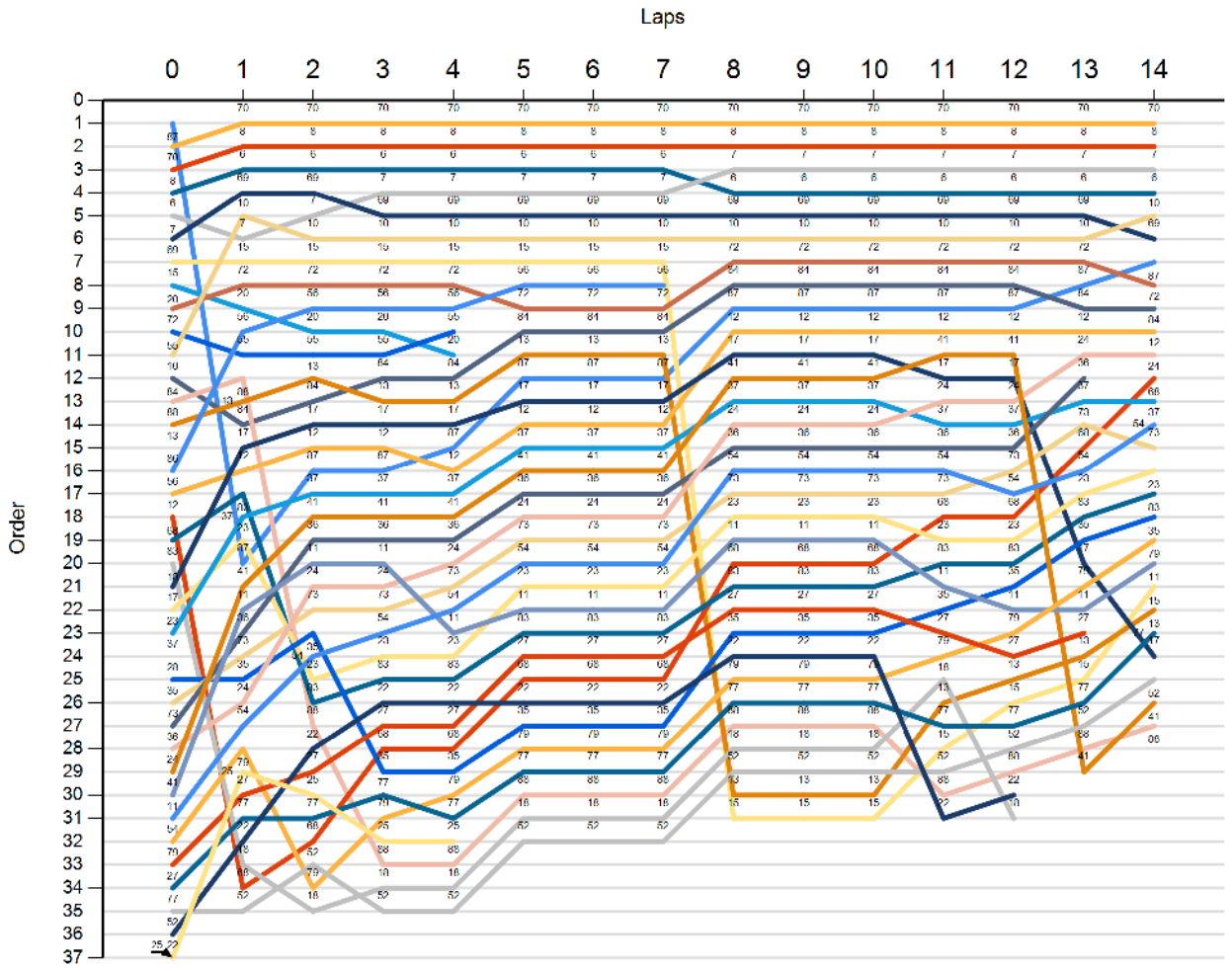


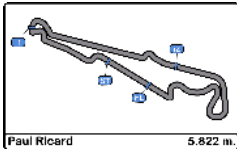


Paul Ricard
Italian F4 Championship powered
Race - 2
Graphic Lap Chart



- 87
- 70
- 8
- 6
- 7
- 69
- 15
- 20
- 72
- 55
- 10
- 84
- 88
- 13
- 86
- 56
- 12
- 68
- 83
- 18
- 17
- 23
- 37
- 28
- 35
- 73
- 36
- 24
- 41
- 11
- 54
- 79
- 27
- 77
- 52
- 36
- 22
- ...





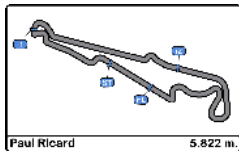
Paul Ricard 5.822 m.

Paul Ricard Italian F4 Championship powered Race - 2 Pit Stop Analysis



Nr.	In Day Time	Driver	Nat	Cat	Team	Nat	Vehicle	In Time	Stop N°	Pit Time	Handicap	Penalty
18	10:52:15.254	Cenyu Han		CHN	Van Amersfoort Racing		Tatuus F.4 T014 Abarth	2:19.653	1	52.373		
88	10:54:20.813	Qubaisi Hamda Al		ARE	Prema Powerteam		Tatuus F.4 T014 Abarth	4:25.212	1	51.260		

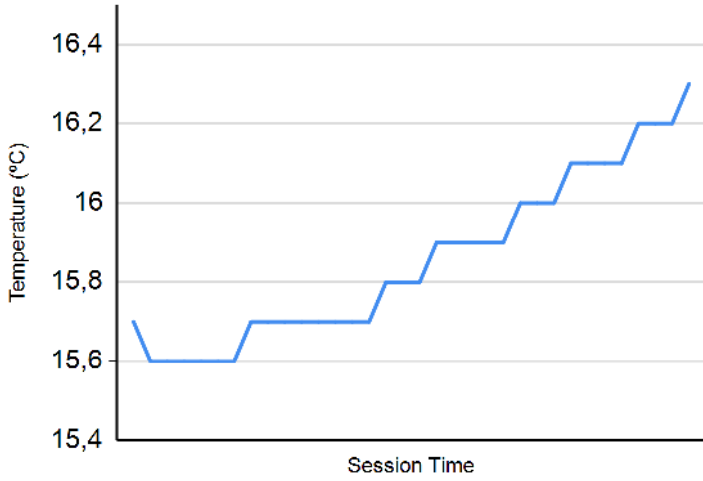




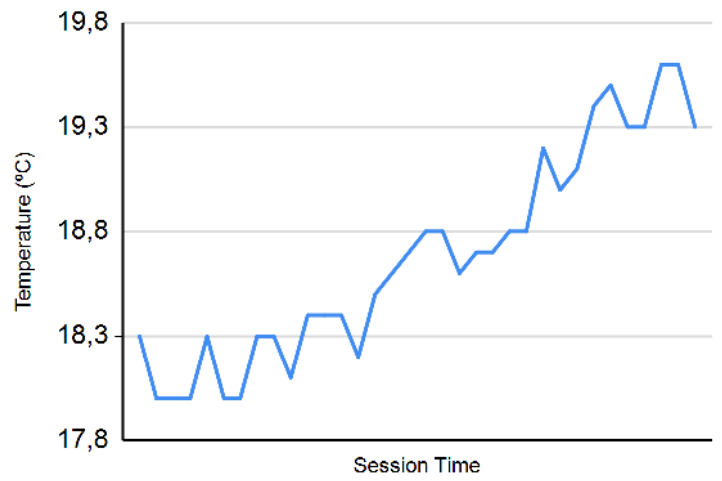
Paul Ricard
Italian F4 Championship powered
Race - 2
Weather Report



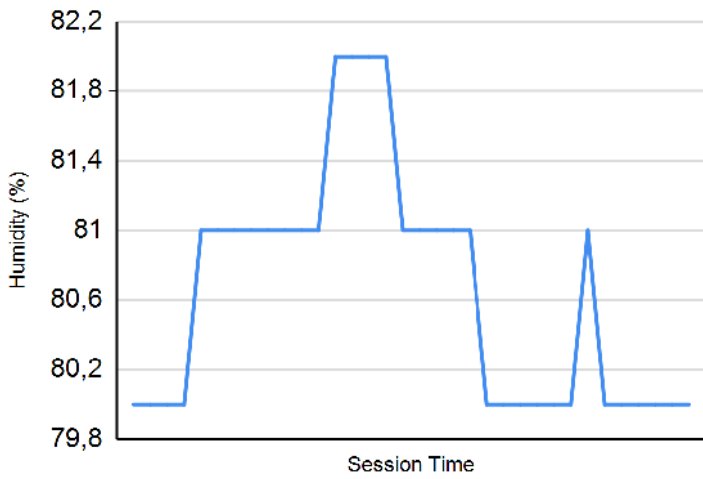
Air Temperature



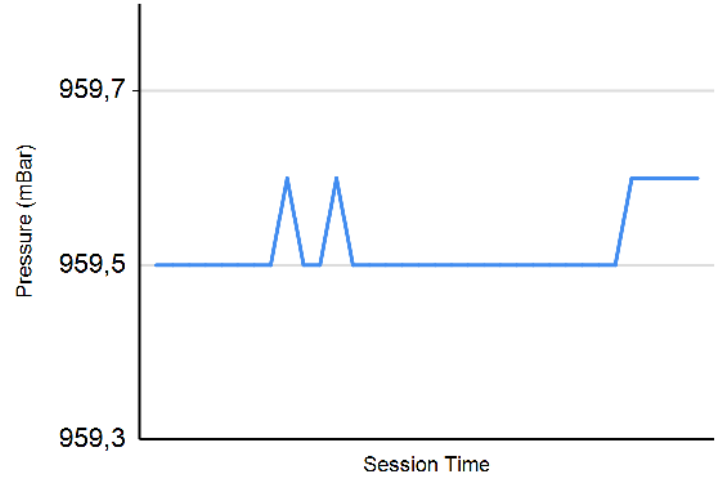
Track Temperature



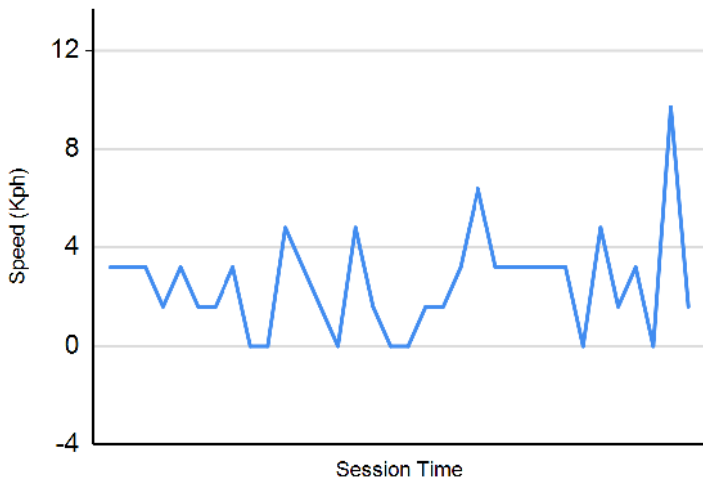
Humidity



Pressure



Wind Speed



Wind direction

